



CASTROVILLE COMMUNITY SERVICES DISTRICT

P.O. BOX 1065

OFFICE: 11499 GEIL STREET

CASTROVILLE, CA 95012

FAX (831) 633-3103

President – Silvestre Montejano
Vice President – Adriana Melgoza
Director – James R. Cochran
Director – Glenn Oania
Director – Ron Stefani

24-HOUR TELEPHONE: (831) 633-2560

General Manager – Eric Tynan
Board Secretary – Lidia Santos

Website: CastrovilleCSD.org

AGENDA REGULAR MEETING OF THE BOARD OF DIRECTORS TUESDAY, MARCH 20, 2018 – 4:30 P.M. DISTRICT BOARD ROOM – 11499 GEIL STREET

In compliance with the Americans with Disabilities Act, if special assistance is needed to participate in the Board meeting, please contact Lidia Santos, Board Secretary during regular business hours at (831) 633-2560. Notification received 48 hours before the meeting will enable the District to make reasonable accommodations.

CALL MEETING TO ORDER

ROLL CALL

PLEDGE OF ALLEGIANCE

PUBLIC COMMENTS – (Limited to three minutes per speaker within the jurisdiction of items not on the agenda. Public will have the opportunity to ask questions or make statements as the Board addresses each agenda item.)

CONSENT CALENDAR:

1. Approve the Draft Minutes of the Regular Board Meeting of February 20, 2018 – **motion item**

CORRESPONDENCE:

1. Letter from Special District Risk Management Authority (SDRMA) to Castroville CSD regarding worker's compensation longevity distribution for members. CCSD will receive a longevity distribution credit on its 2018-19 renewal contribution invoice in the amount of \$282.

INFORMATIONAL ITEMS:

1. *Monterey County Water Resources Agency (MCWRA)* – Figure 2.2 Agricultural and Urban Water Use Trends in Acre-Feet/Year, 1970-2015
2. *The Monterey Herald* – Salinas Valley new wells moratorium tops working group's preliminary recommendation
3. *Monterey One Water* – Review: January 2018 Untreated Wastewater Release
4. *The Monterey Herald* – Formal calls for Pure Water Monterey expansion, Cal Am desal project delay filed with CPUC

CASTROVILLE COMMUNITY SERVICES DISTRICT

5. *Mercury News & East Bay Times* – Editorial: Make California farmers do their part to conserve water
6. *The Monterey Herald* – Salinas Valley ag well appeal upheld despite worsening seawater intrusion

PRESENTATION:

1. None

NEW BUSINESS:

1. CSDA Voting Member Presidents and General Managers to Consider CSDA Board of Directors Call for Nomination Seat A – **motion item**
2. Consider approving the new hourly billing rate of \$290 for Noland, Hamerly, Etienne & Hoss Attorneys at Law effective April 1, 2018 – **motion item**
3. Consider funding for Program Manager Susan Robinson for Greater Monterey County Integrated Regional Water Management for disadvantaged communities (not to exceed \$3,000)– **motion item**

UNFINISHED BUSINESS:

1. Recognize Roberto Galvez, employee's long-term service contribution of 20 years to Castroville CSD – **motion item**
2. Update on approving intervention as a party in CPUC proceeding A. 12-04-19 – Eric Tynan, General Manager
3. Update on levels for Well #2, #3 #4 and #5 – Eric Tynan, General Manager
4. Update on the Local Groundwater Sustainability Agency (GSA) Formation – Director Ron Stefani
5. Update on status of grants for Moss Landing-Sewer Zone 3, Castroville-Sewer Zone 1 and Castroville-Water Zone 1 for system upgrades and improvements - Eric Tynan, General Manager
6. Update on 630,000 gallon Welded Steel Tank Painting Project – Eric Tynan, General Manager
7. Update on radio system upgrades for water and sewer systems for \$15,956 and have contractor install – Eric Tynan, General Manager
8. Update on two new truck purchases – Eric Tynan, General Manager
9. Update on Moss Landing Sewer Allocation Plan – Eric Tynan, General Manager

BOARD OF DIRECTORS COMMUNICATION: When needed, this time is reserved for the Board of Directors to communicate activity, educational classes, and/or Committee reports.

1. Update on Monterey One Water board meeting – Directors Ron Stefani, and James Cochran
2. Update on other meetings/educational classes attended by the Directors

GENERAL OPERATIONS:

1. **General Manager's Report** – Compliance Update, Current Projects Update, Seminars Update, Staff Update, Suggestive Projects Discussions
2. **Operation's Report**
 - a) Water – Pumpage & Usage Update, Water Testing Update, Current Installation

March 20, 2018

CASTROVILLE COMMUNITY SERVICES DISTRICT

- b) Status Update, Current Contractor Work Update, Maintenance/Repair Update, Customer Service Update, Safety Issues
- c) Sewer & Storm Drain – Jetting, Current Installation Status Update, Current Contractor Work Update, Maintenance/Repair Update, Customer Service Update, Safety Issues
- 3. **Customer/Billing Reports** – A/R Update, Water Sales, Water Usage
- 4. **Financial Reports** – Treasures Report-L.A.I.F., Quarterly Financial Statements**Internal Report** and Administration Update

CHECK REGISTER – Receive and file the Check Register for the month of February 2018 – motion item

CLOSED SESSION:

- 1. CONFERENCE WITH LEGAL COUNSEL – PENDING LITIGATION
Pending litigation pursuant to Government Code Section 54956.9: One case.
Kathryn Parish, Trustee of the John & Irene Duran Family Trust, Plaintiff v. Castroville Community Services District; and Does 1 to 100 Inclusive, Defendants, Monterey County Superior Court Case No. 18CV00213.

ANNOUNCEMENT OF CLOSED SESSION ITEM: (if applicable):

The board will reconvene into open session prior to adjournment and shall announce any action taken during the closed session.

ITEMS FOR NEXT MONTHS AGENDA: Tuesday, April 17, 2018 at 4:30 p.m.

CLOSE:

Adjournment to the next regular scheduled Board Meeting – motion item

All public records relating to an agenda item on this agenda are available for public inspection at the time the record is distributed to all, or a majority of all, members of the Board. Such records shall be available at the District office located at 11499 Geil Street, Castroville, California.

Certification of Posting

I certify that on March 16, 2018, I posted a copy of the foregoing agenda near the regular meeting place of the Board of Directors of the Castroville Community Services District, said time being at least 72 hours in advance of the meeting of the Board of Directors (Government Code Section 54954.2).

Executed at Castroville, California, on March 16, 2018.



Lidia Santos, Board Secretary

THE OFFICIAL MINUTES OF THE REGULAR BOARD MEETING OF
CASTROVILLE COMMUNITY SERVICES DISTRICT

February 20, 2018

President Silvestre Montejano called the meeting to order at 4:31 p.m.

ROLL CALL:

Directors Present: President Silvestre Montejano, Director Glenn Oania, and Director Ron Stefani

Absent: Vice President Adriana Melgoza and Director James Cochran

General Manager: Eric Tynan

Secretary to the Board: Lidia Santos

Staff Present:

Guest: Grant T. Leonard and Sally Chiids

PLEDGE OF ALLEGIANCE

At the request of President Silvestre Montejano, Director Glenn Oania led the Pledge of Allegiance.

PUBLIC COMMENTS

1. None

CONSENT CALENDAR

1. A motion was made by Glenn Oania and seconded by Ron Stefani to approve the minutes of the January 16, 2018 Scheduled Board Meeting. The motion carried by the following vote:

AYES: 3 Directors: Oania, Stefani and Montejano

NOES: 0 Directors:

ABSENT/NOT

PARTICIPATING: 2 Directors: Melgoza and Cochran

Consent Calendar accepted as presented

CORRESPONDENCE:

1. Letter from Castroville CSD General Manager Eric Tynan to The Monterey County Herald on why North Monterey County needs desal.
2. Via E-Mail from Norman C. Groot, Executive Director of the Farm Bureau Monterey to the following agencies: Monterey Peninsula Water Management District, One Water, City of Pacific Grove and Monterey County Water Resources Agency.

Correspondence Calendar accepted as presented

INFORMATIONAL ITEMS:

1. *The Monterey Herald* – Bruce Delgado: Cal Am's proposed desal plant bad idea and bad for Marina
2. MCWD – MCWD & Desalination
3. *The Monterey Herald* – NOAA investigating massive sewage spill into Monterey Bay
4. *The Monterey Herald* – Cal Am, county win appeal over Marina Coast on regional desal project legal costs
5. *The Monterey Herald* – CPUC judge ask for final arguments on pursuing alternatives to desal
6. Well permit application activities update by Monterey County Water Resources Agency
7. *The Monterey Herald* – Farm Bureau declares opposition to proposed Salinas Valley new wells moratorium

Informational items accepted as presented

PRESENTATIONS:

1. None

NEW BUSINESS:

1. Consider amending Castroville CSD Employee Handbook to include Section 19, Employee Awards Program – General Manager Eric Tynan requested the board consider amending the Castroville CSD Employee Handbook to include Section 19, Employee Awards Program, which can be viewed on page 27 of this board packet. It includes Section 19.0 Employee Awards Program and 19.1 Retiree Recognition Program. Many districts already have this policy and it would be a nice way to recognize employee's long-term service contribution to CCSD. Each employee completing five (5) years of service and additional (5) year increments, thereafter will receive a gift certificate and recognition item. For Section 19.1 Retiree Recognition Program, in order to recognize the years of service to CCSD, employees with twenty (20) years or more of employment, will upon retirement, receive fifty (\$50), after taxes for each year of service. A motion is made by Ron Stefani and seconded by Glenn Oania. The motion carried by the following vote:

AYES:	3	Directors:	Oania, Stefani and Montejano
NOES:	0	Directors:	
ABSENT/NOT PARTICIPATING:	2	Directors:	Melgoza and Cochran

2. Recognize Roberto Galvez, employee's long-term service contribution of 20 years to Castroville CSD – General Manager Eric Tynan informed the Board that Mr. Galvez had to leave early today. A motion it made by Ron Stefani and seconded by Glenn Oania to table this item to the next regularly scheduled board meeting, March 20, 2018. The motion carried by the following vote:

AYES:	3	Directors:	Oania, Stefani and Montejano
NOES:	0	Directors:	
ABSENT/NOT PARTICIPATING:	2	Directors:	Melgoza and Cochran

3. Election of one regular Special District Representative to Local Agency Formation Commission of Monterey County (LAFCO) – The Board reviewed the official ballot of the independent special district selection committee. After reviewing the nomination forms with the list of candidates: (Herbert Cortez, Marina Coast Water District); (Mary Ann Leffel, Monterey Regional Airport District); (Grant Leonard, North Monterey County Recreation and Park District) and (Graig Stephens, Soledad Community Health Care District), a motion is made by Glenn Oania and seconded by Ron Stefani to vote for Grant Leonard (North Monterey County Recreation and Park District). The motion carried by the following vote:

AYES:	3	Directors:	Oania, Stefani and Montejano
NOES:	0	Directors:	
ABSENT/NOT PARTICIPATING:	2	Directors:	Melgoza and Cochran

Mr. Leonard thanked the Board for their support.

UNFINISHED BUSINESS:

1. Consider approving intervention as a party in CPUC proceeding A. 1201-19 – District Legal Counsel Lloyd Lowrey reminded the Board that the parties to these proceedings are involved in ongoing series of settlement negotiation with a hired facilitator. After the first meeting, the facilitator notified the District and other people there that only participants that are actual parties to the Public Utilities proceeding could participate from that time forward in the settlement conversation. At last month's board meeting the Castroville CSD at this point considered this information and determined that it tentatively would look at intervening in the proceeding but waited depending on what would happen with potential further evidentiary hearings. All the evidentiary hearings regarding the desal plant have been held, however, Marina Coast Water District and other parties have requested that they reopen it and hold more evidentiary hearings on alternative water supply, primarily recycled water from the regional plant. At this last meeting this request was not approved. It was decided to hold a further hearing to decide if there should be more hearings and this meeting is suppose to take place in April. In the meantime they gave a

hint they would approve the current deal application. Per Director Ron Stefani he referenced the newspaper article by Jim Johnson, *Monterey Herald* "CPUC judges ask for final arguments on pursuing alternatives to desal" on page 20 of this board packet provided information on the hearing dates. CPUC judges set a February 22 deadline for the parties to the Cal Am desal project proceeding to submit a joint statement outlining the various arguments for establishing a new Phase 3 process to consider water supply project alternatives, such as a Pure Water Monterey recycled water project expansion, in case Cal Am's oft-delayed desal proposal encounters further difficulties. The CPUC judges also set a February 27 status conference to allow the parties to make their arguments. Per District Legal Counsel Lloyd Lowrey a reason Castroville CSD should consider to intervene at this time is that it would enable the district to participate earlier in the settlement meetings. There are principal reasons for not intervening in the past. One reason is that it is a very time consuming and expensive process to be involved in a Public Utilities Commission proceeding. Another reason is that it has appeared in the past there are various organizations that are parties essentially supporting Castroville CSD's interest. The Water Purchase agreement to accept water with Cal AM, already had Cal Am championing for the desal project with support of the Farm Bureau, MCWRA, City of Salinas and the business interest in the peninsula. Now, there is a potential of Castroville CSD adding its voice as a unique perspective because Castroville CSD is one of the last entities at the end of the water chain on this side and the first ones to be affected along with Marina Coast Water District for getting seawater intrusion into its water supply. Both districts have a similar interest in being heard on that point. Those are some of the competing issues of amount of resource and time it takes to be involved in this versus having an opportunity to participate in the process of reaching a solution. Mr. Lowrey stated he had already disclosed this information to General Manager Eric Tynan and will now disclose it to the Board. His firm and he had represented Marina Coast Water District in what was then the Regional Desalination project, which went belly up for a variety of reasons. The follow-up to that is the current Monterey Peninsula Water Supply Project, which is currently part of Public Utility Commission proceeding. The other project started in 2004 and marched along until 2012. This current project started in 2012. Marina Coast Water District has been represented by a law firm in San Francisco. The principal attorney is Mark Folgeman who has been doing that representation. Noland, Hamerly, Etienne & Hoss Attorneys at Law was general counsel for Marina Coast Water District during 2004-2012 time frames and ceased being general counsel on October 2012 and they have not represented Marina Coast Water District in those proceedings, particularly the current proceeding since then. There is a potential question that can be raised whether or not Noland, Hamerly, Etienne & Hoss Attorneys at Law would have a conflict. They have attended various meeting without this question being raised. Still, there is a possibility that someone might complain and Castroville CSD may need to have a conflict counsel to represent them in the Public Utility Commission. A motion is made by Ron Stefani and seconded by Glenn Oania approving intervention as a party in California Public Utility Commission proceedings A. 12-04-19. The motion carried by the following vote:

AYES:	3	Directors:	Oania, Stefani and Montejano
NOES:	0	Directors:	
ABSENT/NOT			
PARTICIPATING:	2	Directors:	Melgoza and Cochran

2. Update on levels for Well #2, #3 #4 and #5 – General Manager Eric Tynan informed the Board of the well level. The current well levels as of February 1, 2018 were as follows: Well #2 is currently at -7.4 feet below sea level and January 1, 2018 it was -8. Well #3 is currently at -24.4 feet below sea level and January 1, 2018 it was -19 and Well #4 is at -33 feet below sea level and January 1, 2018 it was -23 feet below sea level. Well #5 is currently at -31 feet below sea level and January 1, 2018 it was a -35. The graph shows Well #2, #3 and #4 in the 400 foot aquifer are starting to drop. The deep Well #5 is flat lining, affected by water mining and it is not getting recharged, which can be a problem. A graph of the well trends for the months January 2016 through February 2018 can be viewed on page 37 of the board packet. General Manager Eric Tynan stated that the District should be pushing hard for the desal project that Cal Am wants to build.
3. Update on the Local Groundwater Sustainability Agency (GSA) Formation and Alternate Director for the Small Water System/Disadvantaged Community Seat on the Board of Directors for the Salinas Valley GSA – Director Ron Stefani informed the Board that they will be having another meeting this Thursday. They have been evaluating consultants so they may select one to develop a plan as this plan is going to be a big factor. As mentioned at last month's board meeting, the plan has to be approved and sent into the State by 2020. The State does not have to reply until 2022 and it is anticipated that there will be a lot

of back and forth to make sure the plan is up to the State's standards. Therefore, it is looking like 2023 before the plan is approved.

4. Update on status of grants for Moss Landing-Sewer Zone 3, Castroville-Sewer Zone 1 and Castroville-Water Zone 1 for system upgrades and improvements - General Manager Eric Tynan reported to the Board that Castroville CSD submitted a grant application to the State Water Resource Control Board for Moss Landing Sewer Zone 3 and a response should have been received by mid January on the status of the application but there is still no update. He will follow-up with Lidia Gutierrez the consultant assisting the district with the grants. As mentioned before, he is holding off on grant applications for Castroville-Sewer Zone1 and Castroville-Water Zone 1 since plans are being developed. He would first like to get Moss Landing-Sewer Zone 1 done. It also will give the District more time to see what will happen with the Cal Am desal project. If the project moves forward this would determine if the District will be paying for a desal pipeline/tanks or if falls through a new well or deep well. These are two different projects for Castroville CSD and until it is clear which direction will be taken, the District should not invest a lot of time or money into these projects.
5. Update on 630,000 gallon Welded Steel Tank Painting Project – General Manager Eric Tynan informed the Board that the contractor Quality Painting & Maintenance will start the project in three weeks. There is also a little more sea corrosion on the ladder than anticipated, which will require additional work. The contractor will submit a quote for this task.
6. Update on radio system upgrades for water and sewer systems for \$15,956 and have contractor install – General Manager Eric Tynan notified the Board that he has purchased the equipment (radio system upgrades) for water and sewer systems for \$15,956. The contractor he has selected to do the upgrades, Mike Brigham with Life Support Controls LLC just returned from being out of town due to a family emergency.
7. Update on North County Recreation and Park District tax measure and 2nd quarter (October-December 2017) reports on extended recreation services activities – General Manager Eric Tynan had NCRPD President Grant Leonard provide an update since he was present at this meeting. Mr. Leonard stated that they are currently working on acquiring donations to start a campaign to see if the public will support a tax measure. The 2nd quarter (October-December 2017) reports on extended recreation services activities have been submitted for the Castroville CSD Board to review and are on pages 38-40 of this board packet.

BOARD OF DIRECTORS COMMUNICATION: When needed, this time is reserved for the Board of Directors to communicate activity, educational classes, and/or Committee reports.

1. Update on Monterey One Water board meeting – Director Ron Stefani reported to the Board that the January 2018 meeting the main topic of discussion was the sewage spill into Monterey Bay. The spill occurred due to an electrical failure on a PLC card. They have installed transducers and consultants have been hired to evaluate what went wrong and what procedures need to be put in place for Monterey One Water to prevent an incident like this from occurring again.
2. Update on meetings/an educational class attended by the Directors – Directors Silvestre Montejano and Glenn Oania announced they both completed AB 123 Ethics training and Sexual Harassment course as required by elected officials.

GENERAL OPERATIONS

1. General Manager's Report – Compliance update, current projects update, meetings/seminars update, staff update, suggestive projects discussions
2. Operation's Report
 - a) Water – Pumpage & Usage Update, Water Testing Update, Current Installation
 - b) Water -Status Update, Current Contractor Work Update, Maintenance/Repair Update, Customer Service Update, Safety Issue
 - c) Sewer & Storm Drain – Jetting, Current Installation Status Update, Current Contractor Work Update, Maintenance/Repair Update, Customer Service Update, Safety Issues

3. Customer /Billing Reports – Water Sales, Water Usage, A/R Update, Customer Service Update
4. Financial Reports – Treasures L.A.I.F. Report, Internal Report, Administration Update

General Operations Reports were accepted as presented

CHECK LIST – January 2018. A motion was made by Glenn Oania and seconded by Ron Stefani to pay all bills presented. The motion carried by the following vote:

AYES:	3	Directors:	Oania, Stefani and Montejano
NOES:	0	Directors:	
ABSENT/NOT			
PARTICIPATING:	2	Directors:	Melgoza and Cochran

CLOSED SESSION: The Board went into closed session at 5:15 p.m.

1. CONFERENCE WITH LEGAL COUNSEL – PENDING LITIGATION
Pending litigation pursuant to Government Code Section 54956.9: One case. Kathryn Parish, Trustee of the John & Irene Duran Family Trust, Plaintiff v. Castroville Community Services District; and Does 1 to 100 Inclusive, Defendants, Monterey County Superior Curt Case No. 18CV00213.

ANNOUNCEMENT OF CLOSED SESSION ITEM: (if applicable):

The board will reconvene into open session prior to adjournment and shall announce any action taken during the closed session. **The Board returned to open session at 5:21 p.m. The Board conferred with District Legal Counsel Lloyd Lowrey and no action was taken.**

The Board returned to the regular order of business, New Business

CLOSE:

There being no further business, a motion was made by Glenn Oania and seconded by Ron Stefani to adjourn to the next scheduled Board meeting; the motion carried by the following vote:

AYES:	3	Directors:	Oania, Stefani and Montejano
NOES:	0	Directors:	
ABSENT/NOT			
PARTICIPATING:	2	Directors:	Melgoza and Cochran

The meeting adjourned at 5:22 p.m. until the next scheduled meeting

Respectfully submitted by,

Approved by,

Lidia Santos
Secretary to the Board

Silvestre Montejano
President

February 20, 2018

Ms. Lidia Santos
Risk Management Coordinator
Castroville Community Services District
Post Office Box 1065
Castroville, CA 95012-1065

RE: Workers' Compensation Longevity Distribution

Dear Ms. Santos,

On February 8, 2018, the SDRMA Board of Directors approved a longevity distribution for the ninth year in a row. The Longevity Distribution Policy was adopted by the Board to recognize and reward members for their loyalty and commitment to SDRMA programs. The policy is consistent with the goals and objectives of the Board's strategic business plan and helps ensure pool stability by rewarding members for remaining in our Property/Liability and Workers' Compensation Programs.

This year, the Board approved a longevity distribution in the amount of \$593,175 for Workers' Compensation members. Over 88% of members will receive the distribution credit.

Congratulations! Since you have participated in our Workers' Compensation Program for 14 years as of June 30, 2017, your agency will receive a longevity distribution credit on your 2018-19 renewal contribution invoice in the amount of \$282. We encourage you to share this valuable news with your governing body!

There is no action required by your agency. Every member that has completed the initial three full program year commitment for the Workers' Compensation Program is eligible to receive a longevity distribution credit when they renew coverage. The longevity distribution may be declared by the Board of Directors each year only after all Board policy reserve requirements have been met. The amount available for the longevity distribution is the amount of investment earnings on reserves above the Board-approved confidence level for each program as of June 30. The distribution is weighted based on the member's length of time in that program and the amount of the member's annual contributions compared to the total contributions of all pool members.

REMINDER – SDRMA's Safety/Claims Education Day/Annual Membership Meeting is Tuesday, March 20 at the Hilton Sacramento Arden West Hotel and is FREE to SDRMA members, including breakfast, lunch and refreshments. For more information, please visit our website at www.sdrma.org and click on "Calendar" and then "Education Day Registration".

Thank you for your participation and helping make SDRMA a premier risk management provider! If you have any questions, please contact the SDRMA Finance Department at 800.537.7790 or 916.231.4141.

Sincerely,
Special District Risk Management Authority



Jean Bracy, President
Board of Directors

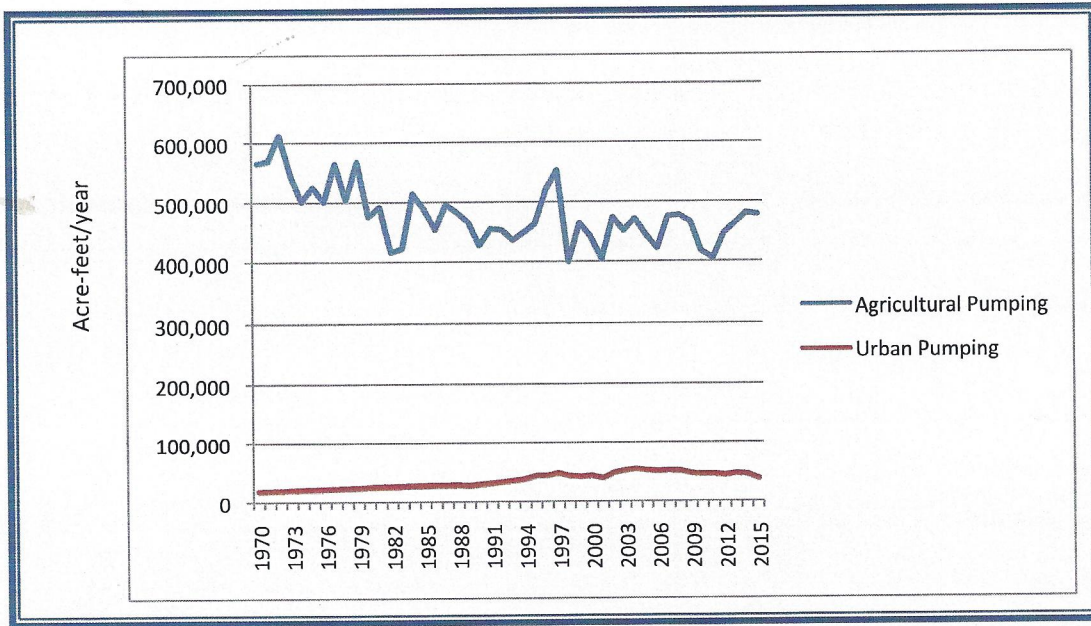


Figure 2.2 Agricultural and Urban Water Use Trends in Acre-Feet/Year, 1970-2015
 Source: MCWRA. Salinas Valley Integrated Ground and Surface Water Model for 1970-1994; Ground Water Extraction Summary Reports for 1995-2015 (raw data, with less than 100% reporting).

2.1.4 Water Quality

Surface Water Quality: The quality of surface waters in the region is greatly influenced by land use practices. In the Salinas Valley, surface waters are impacted largely by intensive agricultural use and by nonpoint source pollutants from urban uses. Salinas Valley surface waters are especially impaired by nitrate, pesticides, toxicity, and pathogens.

Within the Greater Monterey County IRWM region, 29 water bodies have been determined by the Central Coast Regional Water Quality Control Board to be impaired under Section 303(d) of the Clean Water Act (2012 303(d) List). These water bodies are illustrated in Figure 2.3. The region has 332 miles of impaired rivers (20 rivers/creeks, including over 100 miles of the Salinas River), 2,339 acres of impaired estuaries (mostly Elkhorn Slough with 2,034 acres listed), 79 acres of impaired harbor (Moss Landing Harbor), and 5,580 acres of impaired lakes/reservoirs (most of which – 5,417 acres – is the San Antonio Reservoir, listed for mercury). Note that Nacimiento Reservoir, which is not located within the Greater Monterey County IRWM region but is an important water supply source for the region, is also listed for mercury and metals (5,736 acres).

Salinas Valley new wells moratorium tops working group's preliminary recommendation

By [Jim Johnson](#), *Monterey Herald*

POSTED: 02/27/18, 5:38 PM PST · UPDATED: 2 DAYS AGO
[0 COMMENTS](#)

Salinas >> A working group of Monterey County and Salinas Valley officials are backing a preliminary proposal that would establish a moratorium on new wells in an even larger part of the northern valley affected by worsening seawater intrusion.

On Tuesday, the Board of Supervisors heard a report from a 90-day working group of representatives from the county Water Resources Agency, county Health Department and the Salinas Valley Basin groundwater sustainability agency that included a preliminary recommendation to establish the new wells moratorium in the valley's 180-foot and 400-foot aquifers, and take other measures aimed at slowing or halting the quickening advance and migration of seawater intrusion.

Most of the Board of Supervisors expressed support for the preliminary recommendations, which still need to be finalized. The exception was Supervisor Jane Parker, who argued the measures should be even broader to protect crucial water supplies including for hundreds of thousands of residents who rely on the Salinas Valley basin.

According to Gary Peterson, the Salinas Valley groundwater sustainability agency general manager, the working group's recommendation calls for the new wells moratorium to be applied immediately and over a larger area than identified by the county water agency's recommendations in the fall. The recommendation, however, would still allow wells to be drilled into the deep aquifer on a case-by-case basis to allow ongoing farming operations to continue while a study of the deep aquifer's capacity is under way.

The preliminary recommendation also calls for starting to cap a handful of the hundreds of old wells believed to be leaking seawater into deeper aquifers, expanding the Castroville Seawater Intrusion Project in an effort to replace groundwater with recycled water for farmland irrigation, and conduct a study of the deep aquifer's capacity, while also requiring deep aquifer well owners to meter extractions and monitor groundwater levels.

Parker said a moratorium should have been implemented years ago but the tendency continues to be toward delaying any meaningful action. She asked if the county was ready to provide bottled water to hundreds of thousands of residents if their water supply goes bad due to agricultural "over-pumping."

But board chairman Luis Alejo noted that solutions to challenging issues don't happen overnight and typically require expensive fixes, and pointed out the benefits of agriculture to the local economy.

Senior hydrologist Howard Franklin acknowledged the deep aquifer study has no known timeline yet, and longtime agricultural property owner John Bailey told the board expanding the Castroville program will be even more of a challenge considering the original system is 20 years old and rapidly aging.

The board ultimately accepted the report and the preliminary recommendations by a 3-1 vote with Supervisor Mary Adams absent.

Advertisement

The group's recommendations are expected to be finalized and presented to the supervisors in late March or early April, Peterson said.

Also Tuesday, the board rejected two nominations from the Agricultural Advisory Committee for the county water agency board due to potential conflicts of interest. The board expressed concern about the nomination of Salinas Valley Water Coalition board member Bill Hammond because the organization is suing the water agency, and also the nomination of Salinas Valley GSA alternate Kevin Healy due to potential overlapping agency interests.

And the board agreed to revise a regional soccer complex agreement with the city of Salinas that allows the city to retain ownership of a West Alisal Street property currently housing a temporary homeless shelter. A previous deal called for the county to lease a proposed soccer complex site on Constitution Boulevard to the city for 50 years in exchange for the downtown property, which will still be leased long-term by the county.

Meanwhile, the board is set to hold a special meeting on Thursday at 10 a.m. to host U.S. Sen. Kamala Harris' state director Julie Chavez Rodriguez for a roundtable discussion at the County Government Center in Salinas.

An earlier version of this story misspelled the name of Julie Chavez Rodriguez.

Jim Johnson can be reached at 831-726-4348.



Review: January 2018 Untreated Wastewater Release

On January 20, 2018, Monterey One Water (M1W) reported the unfortunate release of untreated wastewater into the ocean through its outfall pipe, which sits 2 miles off shore and 100 feet below the water's surface. In response to the release, the Agency initiated an action plan based on the total of 4.9 million gallons of wastewater entering the Regional Treatment Plant during the timeframe of the release. After Agency staff reviewed the data and performed physical simulations of the incident, the final untreated wastewater release volume was calculated to be 2.87 million gallons.

What went out the outfall?

In the simplest terms, wastewater is used water. M1W predominately receives wastewater from domestic sources, coming from sinks, showers, washing machines, dishwashers, toilets, etc. Wastewater is over 95% water and as it moved through the outfall, the untreated wastewater mixed with other sources – treated wastewater and salt water from the California American slant test well, which are regulated waters routinely released to the ocean by M1W and other local agencies.

What happened to this wastewater?

As the combination of water sources traveled through the outfall pipeline, the dilution process began. A hydraulic model of ocean conditions and meteorological data at the time of the release estimated the dilution rate of 811:1 (811 parts ocean water per 1 part of wastewater). This dilution and mixing occurred in and immediately surrounding the outfall pipe. M1W laboratory staff sampled the surface water surrounding the outfall pipe within six hours of the release notification, and found no elevated levels of bacteria. In addition to sampling, the Agency contacted several area marine conservation centers that monitor animal health and no sick or injured animals were reported because of the release.

How did this happen?

The M1W Regional Treatment Plant is staffed 24 hours a day. Wastewater enters the Plant through a screen to filter out debris. As debris builds up, a rake clears the screen to keep water flowing smoothly. On the evening of January 19, the rake's electronic control malfunctioned, and the alarm system did not alert the operator in the control room. The control room is the hub for everything happening at the Plant and the on-duty operator relies on continuous computer monitoring and alarms to maintain the Plant's operation. For employee safety during the overnight hours, the shift operator remains in the control room. As the screen became blocked, the water level in the holding structure rose and eventually overflowed into the ocean discharge pipe, bypassing the treatment plant.

What preventative measures have been taken?

Immediately upon discovery, the malfunctioning equipment was replaced and back-up systems were installed to ensure an event like this does not happen again. New redundancies include the installation of an infrared camera, satellite-based alert sensors that operate independent of the Plant's computer system, and additional staff on the night shifts. In addition, M1W has worked with an independent consultant to complete a comprehensive evaluation of the equipment and procedures surrounding the event.

What is the role of the Regional Treatment Plant and Monterey One Water?

Monterey One Water's Regional Treatment Plant processes the wastewater of 250,000 people in the area. In its nearly 30 years of operation, this is the only incident of its kind to occur at the Regional Treatment Plant. Wastewater that enters the Plant normally goes through mechanical, biological, and chemical treatment processes. The end result is safe, treated wastewater that meets or exceeds the regulatory requirements designed to protect public health, water quality, and the environment.

Treated wastewater then takes one of three paths: (1) the treated water moves to a third treatment process to become recycled water used by local growers to irrigate edible food crops like lettuce and strawberries, (2) the treated wastewater is released into the ocean through the 60-inch diameter outfall pipeline during periods when recycled water is not needed for agriculture, or (3) the treated wastewater will go through additional advanced purification processes once construction is completed on M1W's new advanced water purification facility, which will treat the water to a level better than drinking level standards before being pumped into the ground for future urban use.

In 2017, M1W produced over 4 billion gallons of recycled water for reuse in the irrigation of crops, reducing the use of well water and benefiting the Salinas Valley Basin aquifer.

Both the staff and Board of Directors of Monterey One Water take this incident seriously. We are dedicated to serving our communities and customers, and we are committed to working with other agencies to enhance water supply sustainability and diversification for our region. The release evaluation process has been critical and will help the Agency assess our technology and procedures to ensure we remain a reliable and innovative community resource.

###



UNTREATED WASTEWATER RELEASE: Post-Incident Talking Points

We take this seriously

The release of untreated wastewater into the ocean was an unfortunate and unacceptable incident in which Monterey One Water takes seriously.

Our immediate response

Immediately upon discovery, the malfunctioning equipment was replaced and back-up systems were installed to ensure an event like this does not happen again. In addition, M1W staff worked with the regulatory agencies to conduct ocean monitoring near the outfall and local beaches.

What happened?

Due to an equipment control failure, an alarm system did not alert the control room when a piece of equipment stopped working. This event allowed untreated wastewater entering the plant to back up in the headworks holding structure. When the water level reached a certain height, water overflowed into the ocean discharge pipe bypassing the treatment processes at the plant.

Post-incident evaluation

An independent consulting firm has assisted M1W in conducting a comprehensive evaluation surrounding the event. The on-going evaluation has yielded recommendations the Agency has implemented to provide additional reliability at the treatment plant.

Final volume

Post-incident analysis and simulations calculate the final untreated volume released through the outfall at 2.87 million gallons – a number much less than the original 4.9 million gallons reported. With environmental and human health in mind, M1W took a cautious approach and initially reported a conservative value, which was the maximum untreated release volume based on all flows coming into the treatment plant.

Formal calls for Pure Water Monterey expansion, Cal Am desal project delay filed with CPUC

By [Jim Johnson](#), *Monterey Herald*

POSTED: 02/26/18, 6:55 PM PST | UPDATED: 1 DAY AGO

[# COMMENTS](#)

San Francisco >> Several parties including the Monterey Peninsula mayors regional water authority have called for delaying California American Water's proposed Marina desalination plant for a year or more to allow pursuit of a proposed Pure Water Monterey recycled water expansion and continued settlement talks in an attempt to avoid litigation.

But Cal Am insists enough time has been spent — six years — on the latest replacement water supply proposal and any further delay is unacceptable and would inevitably result in violating the state water board's Carmel River cutback order as a result of missing this year's milestone.

The linchpin, it would seem, is the state water board's willingness to again alter a recently extended river cutback order.

In a joint filing with the California Public Utilities Commission on Thursday, parties to the CPUC proceeding on Cal Am's desal project made their arguments for how to move ahead, including whether to pursue an alternative water supply proposal amid disagreements among the parties and the threat of lawsuits.

The filing by 21 parties set the stage for Tuesday's CPUC status conference hearing scheduled for 1:30 p.m. at CPUC headquarters in San Francisco, which is expected to eventually result in a ruling by three judges now overseeing the proceeding on how to go forward.

The hearing comes with the CPUC apparently set to release a final environmental review document for the Cal Am desal project by the end of March.

Peninsula water authority president Bill Kampe noted that the parties are engaged in talks aimed at finding a collaborative water supply solution and the Pure Water Monterey expansion could bridge the gap and meet the river cutback order while skirting potentially lengthy delays and allowing more time for a longer-term agreement that would include desal.

"The regional water authority and others are working very hard to find the basis for an agreement and avoid extensive litigation," Kampe said. "Keeping Pure Water Monterey expansion as an interim solution is important."

But Cal Am spokeswoman Catherine Stedman said company officials don't believe formal consideration of a Pure Water Monterey expansion is needed because the desal project is still capable of moving forward on schedule.

"We don't believe the threat of litigation will necessarily delay the project or our ability to meet the (river cutback order) milestones," Stedman said, noting that the order allows for consideration of avoiding penalties if delays occur beyond local control.

Three of the parties in the joint filing, including the Peninsula mayors water authority, the Monterey Peninsula Water Management District and Monterey One Water, as well as Landwatch and Surfrider Foundation, argued for postponing the commission's decision on the Cal Am desal project for a year to allow the completion of a full analysis of a potential Pure Water Monterey expansion that would boost the recycled water supply to 5,750 acre feet per year for use on the Peninsula. The parties argued that the expansion could be finished by the ultimate Carmel River cutback order deadline of Dec. 31, 2021, and provide enough water to meet the terms of the cutback order. Cal Am's desal project would follow once a settlement agreement aimed at addressing a range of issues was reached.

Other parties, including the Planning and Conservation League, Marina Coast Water District and Public Water Now, among others, argued the desal project decision should be postponed for up to three years and only pursued if still needed after the Pure Water Monterey expansion is completed. They argued the CPUC is required to consider all potential alternative water supply projects before granting Cal Am a permit, if it is granted at all, and suggested that litigation and challenges to the desal project would likely delay the project indefinitely unless an agreement is reached among the parties.

Both groups called for petitioning the state water board to substitute the river cutback order's current desal milestones with others marking progress on the Pure Water Monterey expansion, and suggested state water board staff had already indicated such a revision is possible.

If the state water board declines a proposed revision, then some of the parties suggested moving ahead with at least a conditional permit by this summer.

However, Cal Am warned in its filing that it had taken a year to secure the previous cutback order extension and there was no guarantee the state water board would consider such a move nor that settlement talks would result in an agreement. The company's filing argued additional hearings would "foist unnecessary risk" on the company, its customers and the Peninsula community and noted there's no guarantee anything would eliminate the risk of litigation and urged the CPUC not to allow itself to be "held hostage to such threats."

At a minimum, pursuit of a Pure Water Monterey expansion and other alternative measures such as Marina Coast's offer to temporarily sell a portion of its recycled water allocation would require an April hearing, which Cal Am has argued would by itself likely make it impossible to meet this year's cutback order milestone, CPUC permit approval by the end of September.

Several parties, including the Office of Ratepayer Advocates, Monterey County and the county Water Resources Agency, Coalition of Peninsula Businesses, and Monterey County Farm Bureau and Salinas Valley Water Coalition all argued against any delay that would lead to a missed cutback order milestone and the resulting water reduction and economic impact on the Peninsula and its residents.

Jim Johnson can be reached at 831-726-4348.

Editorial: Make California farmers do their part to conserve water

By MERCURY NEWS & EAST BAY TIMES EDITORIAL BOARDS |

PUBLISHED: February 22, 2018 at 6:15 am | UPDATED: February 22, 2018 at 3:44 pm

The Bay Area should embrace the state's call Tuesday to make permanent water-wasting rules that were in effect during the last drought. It's the responsible thing for urban water users to do when the Sierra Nevada snowpack stands at only 20 percent of normal.

But farmers should be required to do their part, too.

Agriculture is the state's largest water user, gulping down 80 percent of California's usable supply. With urban users facing \$500 fines for allowing water from sprinklers to run onto sidewalks, shouldn't Big Ag pay a proportionate fine for allowing sprinklers to water roads and highways when irrigating fields? Nearly 60 percent of California farmers still don't have drip or other efficient irrigation capable of producing crops with 40 percent less water.

The State Water Resources Control Board should approve the permanent rules for urban users when it meets next month. The board should also impose a similar set of rules on farmers, including penalties for irrigating low-value crops in dry areas of the state. A little-known provision of the California Constitution gives the state the power to ban "waste or unreasonable use" of water. It's past time the board put that power to use.

California is the nation's No. 1 food producer. Its 75,000 farms grow more avocados, grapes, lemons, lettuce, melons, peaches, plums, tomatoes and strawberries than any other state. But California farmers should be held accountable for the irresponsible choices they make on which crops to grow and the method of irrigation.

During the last drought, from 2012 to 2016, Central Valley farmers doubled their plantings in water-intensive almond orchards to 800,000 acres. Ten percent of the state's available water supply goes to those almond orchards, or roughly half the water consumed by California's urban users. Every almond harvested in the Central Valley takes a gallon of water to produce, and 70 percent of the crop is exported, primarily to India and China.

The State Water Resources Control Board rules under consideration for urban users are reasonable. They make it illegal to, for example, irrigate lawns so much that water runs onto the sidewalk, an adjacent property or the street; wash a motor vehicle with a hose, unless it has a shut-off nozzle; or water lawns within 48 hours of a measurable rainfall, defined as a quarter-inch.

California has sufficient water to meet its needs in the event of another drought, but only if the state imposes on farmers the same common-sense approach to conservation that it proposes for urban users.

We're all in this together. It's time for farmers to do their part.

Salinas Valley ag well appeal upheld despite worsening seawater intrusion

By [Jim Johnson](#), *Monterey Herald*

POSTED: 02/13/18, 6:20 PM PST | UPDATED: 1 DAY AGO
[0 COMMENTS](#)

Salinas >> A split Board of Supervisors will allow a replacement Salinas Valley agricultural well to go ahead despite county health and water officials rejecting the well bid over ongoing concerns about worsening seawater intrusion.

By a 3-2 vote, the board on Tuesday granted an appeal by General Farm Investment and well-known local farmer Chris Bunn Jr. of the county Health Department's denial of an application for a well to replace one that has turned salty on a farming parcel at Cooper and McFadden roads in the northern Salinas Valley. The property is just outside the Castroville Seawater Intrusion Project area where recycled water supplements groundwater pumping for irrigation.

The board's approval came as area officials continue discussions on how to respond to a county Water Resources Agency report showing worsening seawater intrusion in certain areas of the northern Salinas Valley based on aging 2015 data, including a potential moratorium on new wells in some areas.

Supervisor John Phillips explained his vote for the appeal by agreeing with the appellant that it was unfair a new well on nearby Armstrong Ranch had been granted just a few weeks before the General Farm Investment application was submitted, and Supervisor Luis Alejo said he considered the General Farm Investment application to have been in the "pipeline" as the water agency report was being considered.

County water and health officials had denied the well application, which sought to drill past the contaminated 400-foot aquifer and into the deep aquifer, based on the potential impact on seawater intrusion in the area and prospects for migrating contamination into the deep aquifer, and the lack of data on the deep aquifer's capacity.

The appellant's attorney argued treating the General Farm Investment well application differently than the Armstrong Ranch application raised due process and equal protection issues, though Chief Assistant County Counsel Les Girard disagreed and pointed out there were differing circumstances involving the two applications.

Supervisors Mary Adams and Jane Parker cast the dissenting votes, with Adams proposing the appeal be granted and the well permit issued but delayed for up to three years while more study is conducted and efforts are made to expand the Castroville Seawater Intrusion Project. Parker said she supported Adams' motion

but added she would prefer denying the appeal entirely due to the lack of information on the deep aquifer.

Phillips said such a delay would likely put General Farm Investment out of business without a replacement well, and said the well could be decommissioned once the Castroville Seawater Intrusion Project did expand.

As a condition of approval, the well will be required to adhere to a series of conditions, including ongoing monitoring with data to be used by the county water agency.

Salinas Valley basin groundwater sustainability agency official Gary Peterson told the board he expected to bring a final report on options to deal with the seawater intrusion issue under a 90-day work plan to the board by the end of February.

Also Tuesday, the board adopted a resolution opposing the Trump administration's decision to consider exploring offshore oil drilling, and agreed to switch the cannabis committee from an ad hoc to a standing committee.

Jim Johnson can be reached at 831-726-4348.



**California Special
Districts Association**

Districts Stronger Together

DATE: February 16, 2018
TO: CSDA Voting Member Presidents and General Managers
FROM: CSDA Elections and Bylaws Committee
**SUBJECT: CSDA BOARD OF DIRECTORS CALL FOR NOMINATIONS
SEAT A**

The Elections and Bylaws Committee is looking for Independent Special District Board Members or their General Managers who are interested in leading the direction of the California Special Districts Association for the 2019 - 2021 term.

The leadership of CSDA is elected from its six geographical networks. Each of the six networks has three seats on the Board with staggered 3-year terms. Candidates must be affiliated with an independent special district that is a CSDA Regular member in good standing and located within the geographic network that they seek to represent. (See attached CSDA Network Map)

The CSDA Board of Directors is the governing body responsible for all policy decisions related to CSDA's member services, legislative advocacy, education and resources. The Board of Directors is crucial to the operation of the Association and to the representation of the common interests of all California's special districts before the Legislature and the State Administration. Serving on the Board requires one's interest in the issues confronting special districts statewide.

Commitment and Expectations:

- Attend all Board meetings, usually 4-5 meetings annually, at the CSDA office in Sacramento.
- Participate on at least one committee, meets 3-5 times a year at the CSDA office in Sacramento.
(CSDA reimburses Directors for their related expenses for Board and committee meetings as outlined in Board policy).
- Attend, at minimum, the following CSDA annual events: Special Districts Legislative Days - held in the spring, and the CSDA Annual Conference - held in the fall.
- Complete all four modules of CSDA's Special District Leadership Academy within 2 years of being elected.
(CSDA does not reimburse for expenses for the two conferences or the Academy classes even if a Board or committee meeting is held in conjunction with the events).

(over)

Nomination Procedures: Any Regular Member in good standing is eligible to nominate one person, a board member or managerial employee (as defined by that district's Board of Directors), for election to the CSDA Board of Directors.

- **A copy of the member district's resolution or minute action and Candidate Information Sheet must accompany the nomination.**
- **Deadline for receiving nominations is April 18, 2018. Nominations and supporting documentation may be mailed or emailed to Beth Hummel.**
No faxes please.

Mail: CSDA Attention: Beth Hummel
1112 I Street, Suite 200, Sacramento, CA 95814
E-mail: bethh@csda.net

Once received, nominees will receive a candidate's letter in the mail. The letter will serve as confirmation that CSDA has received the nomination and will also include campaign guidelines.

Expiring Terms

(See enclosed map for Network breakdown)

Northern Network Seat A-Ralph Emerson, GM, Garberville Sanitary District*
Sierra Network Seat A-Noelle Mattock, Director, El Dorado Hills CSD*
Bay Area Network Seat A-Robert Silano, Director, Menlo Park Fire Protection District*
Central Network Seat A-Joel Bauer, GM, West Side Cemetery District*
Coastal Network Seat A-Elaine Magner, Director, Pleasant Valley Recreation & Park District*
Southern Network Seat A-Jo MacKenzie, Director, Vista Irrigation District*
(* = Incumbent is running for re-election)

If you have any questions, please contact Beth Hummel at 877-924-CSDA or bethh@csda.net.

NEW THIS YEAR!

This year we will be using a web-based online voting system, allowing your district to cast your vote easily and securely. *Electronic Ballots will be emailed to the main contact in your district June 18, 2018. All votes must be received through the system no later than 5:00 p.m. August 10, 2018.*

Districts can opt to cast a paper ballot instead; but you must contact Beth by e-mail Bethh@csda.net, by April 18, 2018 in order to ensure that you will receive a paper ballot on time.

CSDA will mail paper ballots on June 17 per district request only. ALL ballots must be received by CSDA no later than 5:00 p.m. August 10, 2018.

The successful candidates will be notified no later than August 14, 2018. All selected Board Members will be introduced at the Annual Conference in Indian Wells, CA in September 2018.



**California Special
Districts Association**
Districts Stronger Together

DISTRICT NETWORK

2018 BOARD OF DIRECTORS NOMINATION FORM

Name of Candidate: _____

District: _____

Mailing Address: _____

Network: _____ (see map on back)

Telephone: _____

(PLEASE BE SURE THE PHONE NUMBER IS ONE WHERE WE CAN REACH THE CANDIDATE)

Fax: _____

E-mail: _____

Nominated by (optional): _____

Return this form and a Board resolution/minute action supporting the candidate and Candidate Information Sheet by mail, or email to:

CSDA
Attn: Beth Hummel
1112 I Street, Suite 200
Sacramento, CA 95814
(877) 924-2732 (916) 442-7889 fax

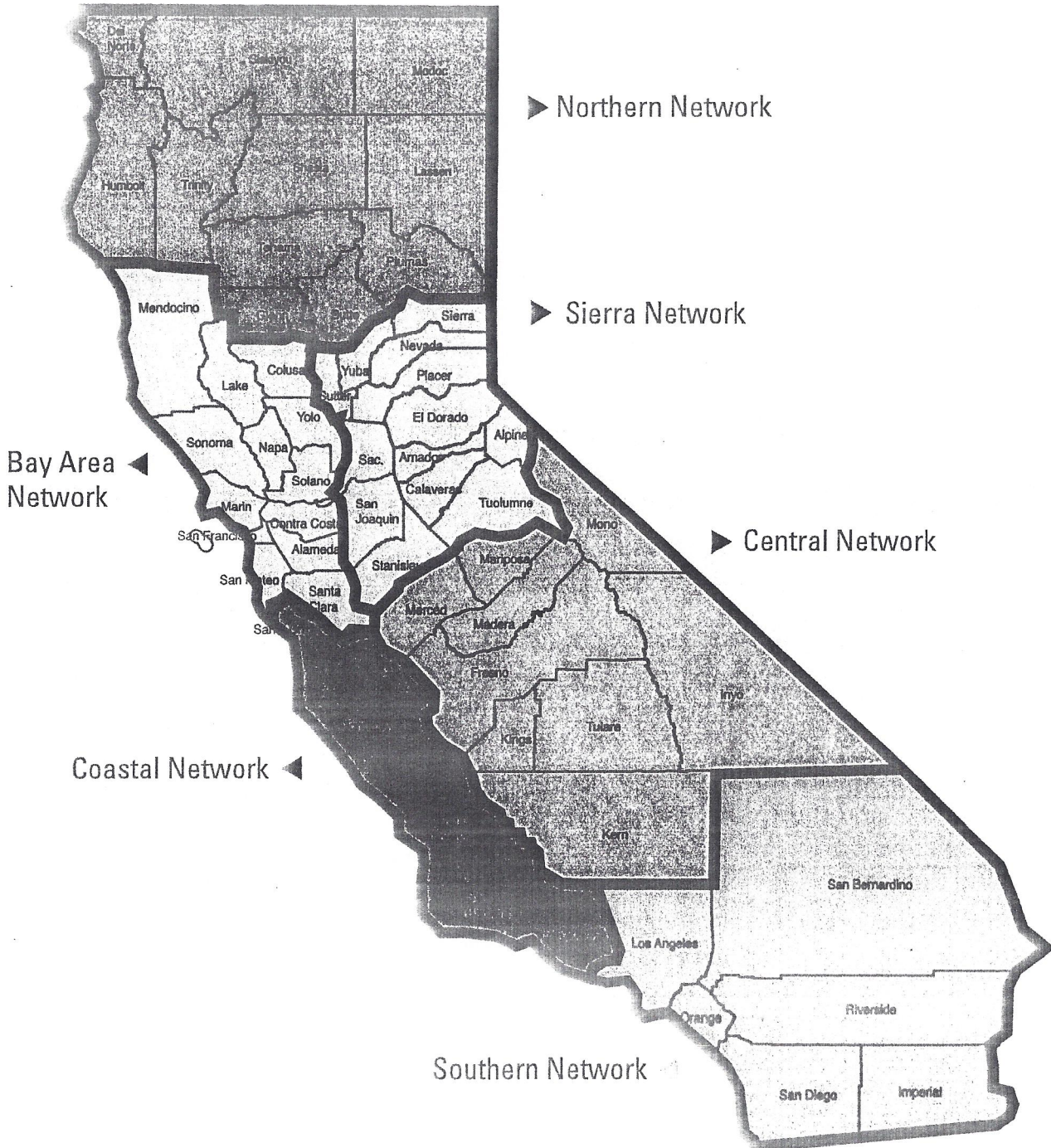
bethh@clda.net

DEADLINE FOR RECEIVING NOMINATIONS – April 18, 2018



California Special Districts Association

DISTRICT NETWORKS





**California Special
Districts Association**
Districts Stronger Together

2018 CSDA BOARD CANDIDATE INFORMATION SHEET

The following information **MUST** accompany your nomination form and Resolution/minute order:

Name: _____

District/Company: _____

Title: _____

Elected/Appointed/Staff: _____

Length of Service with District: _____

1. Do you have current involvement with CSDA (such as committees, events, workshops, conferences, Governance Academy, etc.):

2. Have you ever been associated with any other state-wide associations (CSAC, ACWA, League, etc.):

3. List local government involvement (such as LAFCo, Association of Governments, etc.):

4. List civic organization involvement:

****Candidate Statement** – Although it is not required, each candidate is requested to submit a candidate statement of no more than 300 words in length. **Any statements received in the CSDA office after May 31, 2018 will not be included with the ballot.**

NOLAND
HAMERLY
ETIENNE
HOSS

Attorneys at Law A PROFESSIONAL CORPORATION

WWW.NHEH.COM
E-MAIL LLOWREY@NHEH.COM
831-424-1414 EXT. 227
OUR FILE No. 15537.000

March 5, 2018

Stephen W. Pearson

Lloyd W. Lowrey, Jr.

Anne K. Secker

Randy Meyenberg

Michael Masuda

Christine G. Kemp

Terrence R. O'Connor

Timothy J. Baldwin

* *Charles Des Roches*

* *Leslie E. Finnegan*

Ana C. Toledo

Robert D. Simpson

Lindsey Berg-James

Retired

Myron E. Etienne, Jr.

Peter T. Hoss

James D. Schwefel, Jr.

Jo Marie Ometer

*Harry L. Noland
(1904-1991)*

*Paul M. Hamerly
(1920-2000)*

Mr. Eric Tynan
Castroville Community Services District
P. O. Box 1065
Castroville, CA 95012-1065

Re: Billing Rate

Dear Eric:

This to notify you that the billing rate for NHEH attorneys will be \$290.00 per hour effective April 1, 2018. Board confirmation of the new hourly rate would be appropriate to maintain a clear record for audit purposes, and I would appreciate receiving written confirmation.

Thank you for giving NHEH the opportunity serve CCSD.

Sincerely,

NOLAND, HAMERLY, ETIENNE & HOSS
A Professional Corporation



Lloyd W. Lowrey, Jr.

LWL:ng

* CERTIFIED SPECIALIST IN
PROBATE, ESTATE PLANNING,
AND TRUST LAW BY
THE CALIFORNIA BOARD OF
LEGAL SPECIALIZATION
STATE BAR OF CALIFORNIA

PHONE 831-424-1414

FROM MONTEREY 831-372-7525

FAX 831-424-1975

333 SALINAS STREET POST OFFICE BOX 2510 SALINAS, CA 93902-2510

15537\000\789622.1:3518

Eric Tynan

From: Bridget Hoover - NOAA Federal <bridget.hoover@noaa.gov>
Sent: Tuesday, September 19, 2017 11:48 AM
To: rclark@mml.calstate.edu; kraftea@co.monterey.ca.us; btrue@mcwd.org;
Monique@elkhornslough.org; DWilcox@cityofsoledad.com; eric@castrovillecsd.org;
MikeM@mrwpca.com; Kevin O'Connor
garyp@ci.salinas.ca.us
Cc:
Subject: Funding for Program Manager for GMC IRWM

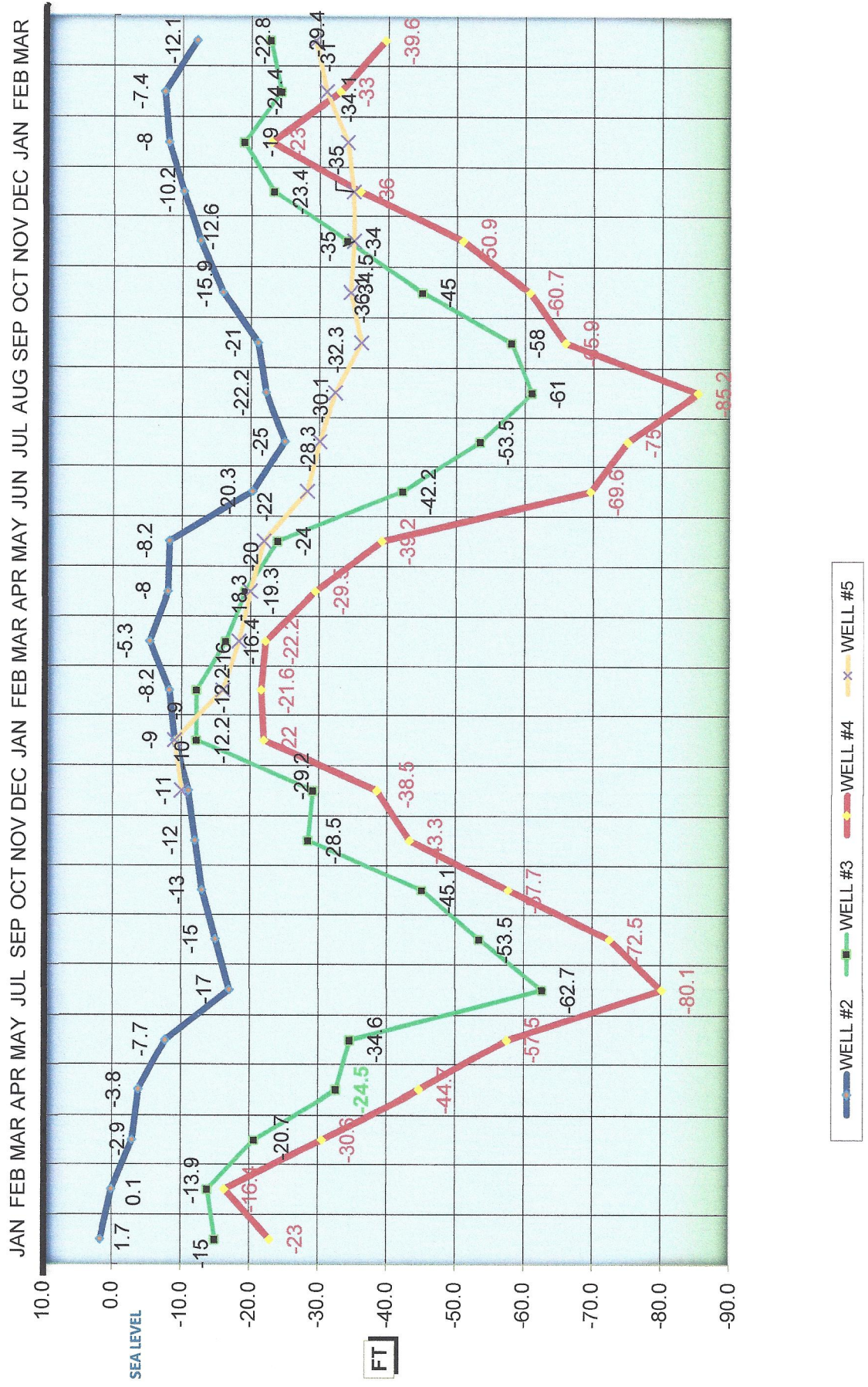
Hello RWMG Partners, I'm writing to you because you have contributed in the past to fund Susan Robinson's position as Program Manager for the Greater Monterey County IRWM program. We are running out of money to pay for her work. The City of Salinas, Cal Water, BSLT and CA Marine Sanctuary Foundation (CMSF) have contributed funding for the first half of this year but we will run out of money soon.

The CMSF has a contract with Susan. I hope that most of you will be able to contribute something. Please let me know what you are able to pay and I will make sure you receive an invoice for that amount. As you all know, this effort will not continue without a Program Manager and Susan is the best there is. Thanks so much and let me know if you have any questions. b

Bridget Hoover

On behalf of GMCIRWM

CASTROVILLE WELL LEVELS 2016-2018





CASTROVILLE COMMUNITY SERVICES DISTRICT

GENERAL MANAGER'S REPORT

MARCH 20, 2018

❖ Regulatory Compliance

- ❑ Last SWRCB-DDW inspection of water system and permit July 2017
- ❑ Submitted annual extraction report to MCWRA
- ❑ No coliform violations (all routine samples negative) for February 2018
- ❑ 3 of 4 Quarterly sampling of Well #3 due to it exceeding secondary standards-
- ❑ Submitted water quality reports to 9 large Water system customers
- ❑ Regulatory documentation for CCSD sewer jetting activities
- ❑ Submitted No-spill report to State documenting Castroville, Moro Cojo and Moss Landing systems had no sewer spills for February 2018
- ❑ Regulatory documentation for MLCSD – Zone 1 & 2 sewer jetting activities
- ❑ Regulatory documentation for CCSD – Zone 3 sewer jetting activities

❖ Current Projects

- ❑ Convert Well #5 Arsenic treatment from Co2 to Acid for Ph adjustment
- ❑ Enforcement of Sub-Metering Ordinance
- ❑ Research purchase of two new District vehicles
- ❑ Design and find funding for Desal pipeline to MPWSP
- ❑ Prepare grant proposal for Castroville sewer for 2.9 million dollars
- ❑ Prepare grant proposal for Castroville water for 4.0 million dollars
- ❑ Collaborate on Hydraulic study of Castroville water system with Cal Am to facilitate tie-in with Desal line
- ❑ Moss Landing Operations, see report in Board packet
- ❑ Moro Cojo Operations, see report in Board packet
- ❑ Castroville Operations, see report in Board packet
- ❑ Replace damaged antenna on District roof
- ❑ Investigate multiple projects in Castroville done w/o review or permitting
- ❑ Sewer cleaning, repair, video and maintenance program for CCSD

❖ **Completed Projects**

- ❑ Completed Illness, Injury, Prevention, Program (IIPP) to comply with SDRMA and Cal-OSHA requirements
- ❑ Had CHP citation for DOT licensing dismissed
- ❑ Ordered new SCADA radios
- ❑ Submitted application for Moss Landing Prop 1 grant for \$3,000,000
- ❑ Grease trap inspections 100% completed
- ❑ Replaced approximately 27 meter registers in February
- ❑ Painted or removed graffiti from approx. 10 sites in Castroville

❖ **Upcoming Projects**

- ❑ Consideration of proposed 90 SFR and 120 MFR at intersection of Castroville Blvd and Hwy 156
- ❑ Pig Force main under Elkhorn bridge on Hwy one
- ❑ Upgrade SCADA system with new radio's and computers
- ❑ Accent Street Sweeping- next sweep in November 2017
- ❑ RCAC to assist in applying for Prop 1 funding for T/A study for future water systems improvements such as a new 600,000-gallon storage tank, hydraulic study and ability to fill tank 4 from distribution system
- ❑ Meet with NMR&PD Committee re: tax measure for NCR&PD
- ❑ Upgrade Moss Landing Lift station Motor control centers
- ❑ Design Washington Sewer Bypass line

❖ **Meetings/Seminars (attended)**

- ❑ Meeting of the permanent Board of the SVGWB GSA -Ron
- ❑ Monthly staff safety meeting
- ❑ Met with County Staff to discuss Moss Landing Sewer Allocation Plan and possible litigation from MLHD 2X
- ❑ Met with MCWD GM to discuss mutual issues
- ❑ Met with Interveners group to represent CCSD issues- Ron
- ❑ Attended SVGWGSA Ron & Eric
- ❑ Attended BoS meeting on possible Well Moratorium in North County
- ❑ MPWSP Interveners discussion-Ron, Lloyd and Eric
- ❑ Attended town hall meeting at District Office re: Response to recent crimes
- ❑ Monterey One Water Board meeting – Ron
- ❑ Met with CHP to initiate DOT and CA registration issues
- ❑ Represented CCSD in Superior Court re: DOT registration
- ❑ Multiple on-site inspections and review of bike path project
- ❑ Met with Don Rosa GM for PSMCSD re: systems collaboration

❖ **Meetings/Seminars (upcoming)**

- ❑ MPWSP Intervenors discussion
- ❑ Moss Landing Community Plan update
- ❑ SVGWB GSA Board meetings Ron
- ❑ Neighborhood Watch
- ❑ Multiple on-site inspections and review of bike path project
- ❑ Monterey County Sherriff's Citizens Advisory Group-Adriana & Eric
- ❑ NMR&PD Ballot Committee re: tax measure for NCR&PD
- ❑ Quarterly Special District Managers meeting
- ❑ Quarterly Water Managers meeting
- ❑ Meeting with Moss Landing Chamber
- ❑ Monterey one Water Board meetings – Ron & James

❖ **Improvements/Ideas/Suggestions**

- ❑ Consider installing backup generator for Office
- ❑ Select areas for sewer main and clean out replacement program
- ❑ Select areas for Saddle main valves and lateral replacement program



CASTROVILLE COMMUNITY SERVICES DISTRICT

OPERATIONS REPORT

Emergency calls for the month of February 2018

02/4 11400 Main st. Customer broke pipe in backyard. Meter was turned off (Jonathan on call)

02/10 11393 Del Monte Av. Sewer back up, customer's side (Jonathan on call).

02/21 11520 Cooper St. leak was fixed.

Maintenance:

- a) Continue to exercise valves in the distribution system.
- b) Continue to flush the fire hydrants.
- c) Run the stand-by engines at the water plant sites bi-weekly.
- d) Run the stand-by engines at the sewer lift station weekly.
- e) Cosmetic site/station maintenance.
- f) Jetted sewer mains.

Work Orders:

- a) 48 Hour notices - 59
- b) Final bill – read meter – 6
- c) Investigate - 2
- d) Miscellaneous - 1
- e) Install / Change Meter - 1
- f) Turn on service - 4
- g) Padlock Srvc, no tenant - 2
- h) Reconnection – 2
- i) Shut off – 4

WORK ORDERS - 81

Fire line – Install/Change meter - 0

TOTAL WORK ORDERS - 81

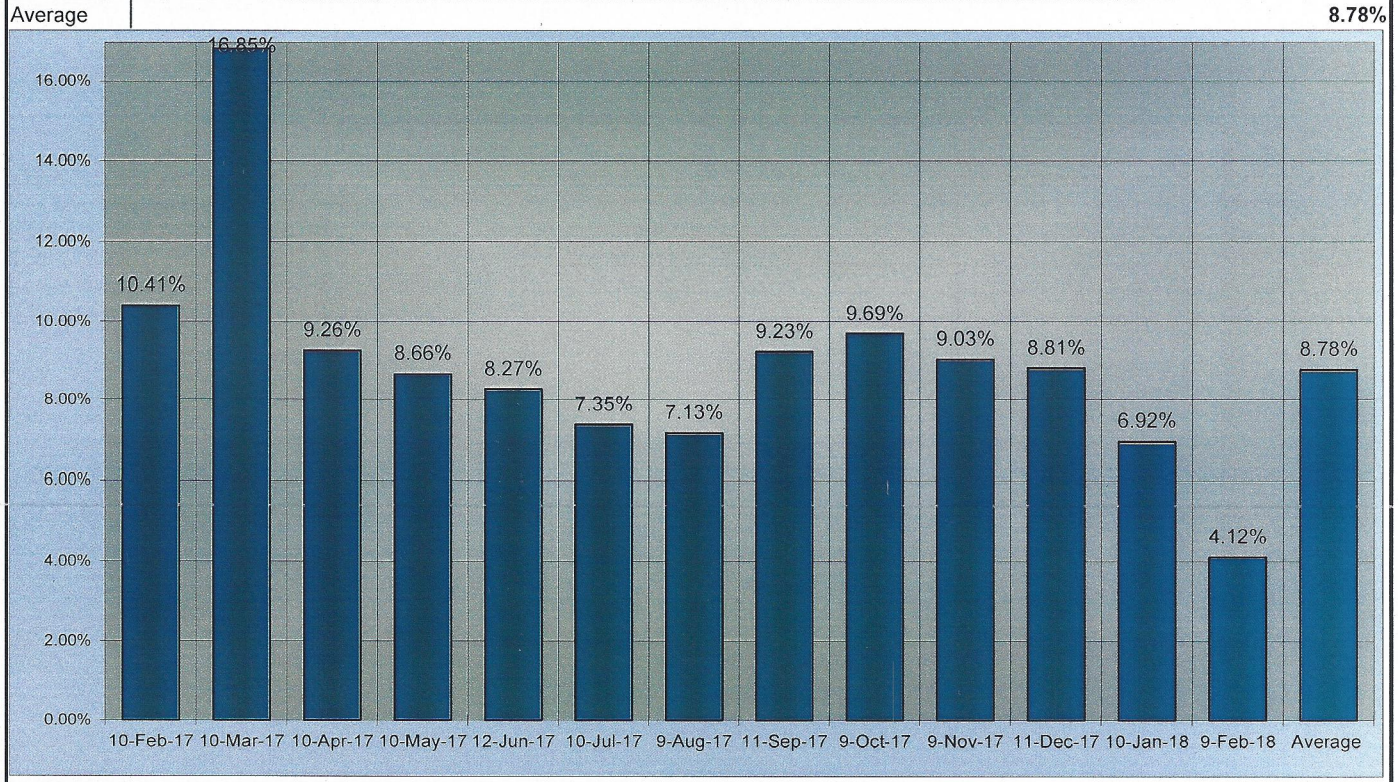


Castroville Community Services District



Percent Water Loss Monthly & Yearly

Month	Well #5 Gal.	Site 2 Well Gal.	Site 3 Well Gal.	Site 4 Well Gal.	Totals	Totals	miscellaneous	Unaccounted Water %
					Water Pumped	Water Sold		
10-Feb-17	3704112	4502000	3233000	3290000	14729112	13030437	hydrant meters 141970 Jetting & Flushing 16k Leaks 10k FD 4k R.O. & Softner 4K	10.41%
10-Mar-17	2844962	3631000	2632000	6836000	15943962	12234580	hydrant meters 274292 Jetting & Flushing 700k Leaks 30k FD 4k R.O. & Softner 4K	16.85%
10-Apr-17	2711139	3936000	0	10427000	17074139	15118127	hydrant meters 321000 Jetting & Flushing 6k Leaks 30k FD 4k R.O. & Softner 4K	9.26%
10-May-17	2310817	1911000	4834000	10899000	19954817	17888487	hydrant meters 311041 Jetting & Flushing 8k Leaks 10k FD 4k R.O. & Softner 4K	8.66%
12-Jun-17	2229068	2322000	5982000	13977000	24510068	22161115	hydrant meters 292487 Jetting & Flushing 12k Leaks 8k FD 4k R.O. & Softner 4K	8.27%
10-Jul-17	2365287	2126000	5430000	12660000	22581287	20323803	hydrant meters 352787 Jetting & Flushing 8k Leaks 0k FD 4k R.O. & Softner 4K	7.35%
9-Aug-17	3863163	4164000	6125000	11190000	25342163	23020283	hydrant meters 437120 Jetting & Flushing 9k Leaks 0k FD 4k R.O. & Softner 4K	7.13%
11-Sep-17	4800661	6240000	6258000	10544000	27842661	24851522	hydrant meters 399432 Jetting & Flushing 15k Leaks 0k FD 4k R.O. & Softner 4K	9.23%
9-Oct-17	2511413	2986000	5687000	11985000	23169413	20647717	hydrant meters 214130 Jetting 8k. Flushing 12k Leaks 35k FD 4k R.O. & Softner 4K	9.69%
9-Nov-17	2801362	2514000	5918000	12446000	23679362	21305284	hydrant meters 38512 Jetting 15k. Flushing 4k Leaks 110k FD 4k R.O. & Softner 4K	9.03%
11-Dec-17	1921930	1733000	4429000	11622000	19705930	17674686	hydrant meters 116464 Jetting 10k. Flushing 4k Leaks 150k FD 4k R.O. & Softner 4K	8.81%
10-Jan-18	3105035	2813000	3226000	5620000	14764035	13610099	hydrant meters 68800 Jetting 15k. Flushing 5k Leaks 40k FD 4k R.O. & Softner 4K	6.92%
9-Feb-18	3074878	2998000	3140000	7003000	16215878	15343313	hydrant meters 105169 Jetting & Flushing 12k Leaks 80k FD 4k R.O. & Softner 4K	4.12%
Average								8.78%



CASTROVILLE COMMUNITY SERVICES DISTRICT



CASTROVILLE - ZONE 1 MONTHLY O&M REPORT FEBRUARY 2018

❖ LIFT STATION #5 Del Monte

- ❑ Did pump-down, alarm check, and general inspection of Lift Station 2/1/2018
- ❑ Did pump-down, alarm check, and general inspection of Lift Station 2/8/2018
- ❑ Did pump-down, alarm check, and general inspection of Lift Station 2/15/2018
- ❑ Did pump-down, alarm check, and general inspection of Lift Station 2/22/2018
- ❑ Did pump-down, alarm check, and general inspection of Lift Station 2/29/2018

❖ LIFT STATION #6 @ Sea Garden

- ❑ Did pump-down, alarm check, and general inspection of Lift Station 2/1/2018
- ❑ Did pump-down, alarm check, and general inspection of Lift Station 2/8/2018
- ❑ Did pump-down, alarm check, and general inspection of Lift Station 2/15/2018
- ❑ Did pump-down, alarm check, and general inspection of Lift Station 2/22/2018
- ❑ Did pump-down, alarm check, and general inspection of Lift Station 2/29/2018

❖ **LIFT STATION #7 @ Via Linda**

- ❑ Did pump-down, alarm check, and general inspection of Lift Station 2/1/2018
- ❑ Did pump-down, alarm check, and general inspection of Lift Station 2/8/2018
- ❑ Did pump-down, alarm check, and general inspection of Lift Station 2/15/2018
- ❑ Did pump-down, alarm check, and general inspection of Lift Station 2/22/2018
- ❑ Did pump-down, alarm check, and general inspection of Lift Station 2/29/2018

❖ **JETTING ACTIVITIES**

- ❑ Total jetted approx. 2460 feet

❖ **OTHER MATTERS**

- ❑ Responded to 13 Underground Alert marking requests
- ❑ Replaced all street lights with LED fixtures
- ❑ Cleaned storm drains in November and December 2016

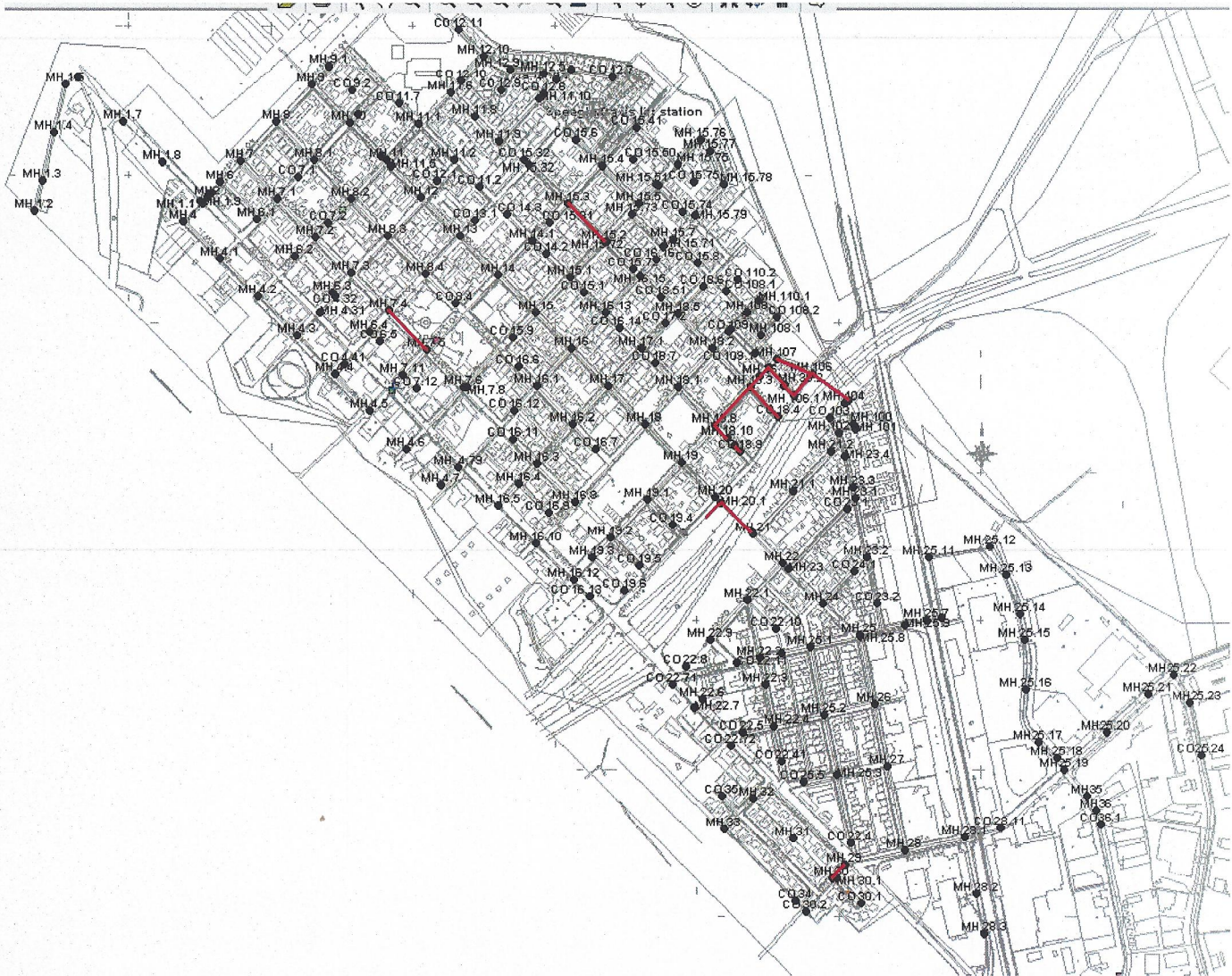
❖ **Improvements/CIP/Suggestions**

- ❑ Confirm that storm drain interceptors are clear and detention ponds are clean & fence secured



Castroville
FEBRUARY 2018 JETTING

March 6, 2018



CASTROVILLE COMMUNITY SERVICES DISTRICT



MORO COJO - ZONE 2 MONTHLY O&M REPORT FEBRUARY 2018

❖ LIFT STATION @ CASTROVILLE BLVD

- ❑ Did pump-down, alarm check, and general inspection of Lift Station 2/1/2018
- ❑ Did pump-down, alarm check, and general inspection of Lift Station 2/8/2018
- ❑ Did pump-down, alarm check, and general inspection of Lift Station 2/15/2018
- ❑ Did pump-down, alarm check, and general inspection of Lift Station 2/22/2018
- ❑ Did pump-down, alarm check, and general inspection of Lift Station 2/29/2018

❖ LIFT STATION @ COMPO DE CASA

- ❑ Did pump-down, alarm check, and general inspection of Lift Station 2/1/2018
- ❑ Did pump-down, alarm check, and general inspection of Lift Station 2/8/2018
- ❑ Did pump-down, alarm check, and general inspection of Lift Station 2/15/2018
- ❑ Did pump-down, alarm check, and general inspection of Lift Station 2/22/2018
- ❑ Did pump-down, alarm check, and general inspection of Lift Station 2/29/2018

❖ **JETTING ACTIVITIES**

- ❑ Jetted sewer lines btwn MH #76 to-MH #77
- ❑ Jetted sewer lines btwn MH #77 to-MH #78
- ❑ Jetted sewer lines btwn MH #74 to-MH #75
- ❑ Jetted sewer lines btwn MH #77 to-MH #84
- ❑ Jetted sewer lines btwn MH #84.1 to-MH #84.2
- ❑ Jetted sewer lines btwn MH #84 to-MH #84.1
- ❑ Jetted sewer lines btwn MH #75 to-MH #76

- ❑ Total jetted approx. 636 feet

❖ **OTHER MATTERS**

- ❑ Responded to 8 Underground Alert marking requests
- ❑ Rerouted sewer force main in preparation for new pedestrian overpass
- ❑ SWRCB-Reported "no-spill" 3/1/2018
- ❑ Performed inspection of all storm drains in September 2017
- ❑ Completed mowing of open space field area mowing in September 2017

❖ **Improvements/CIP/Suggestions**

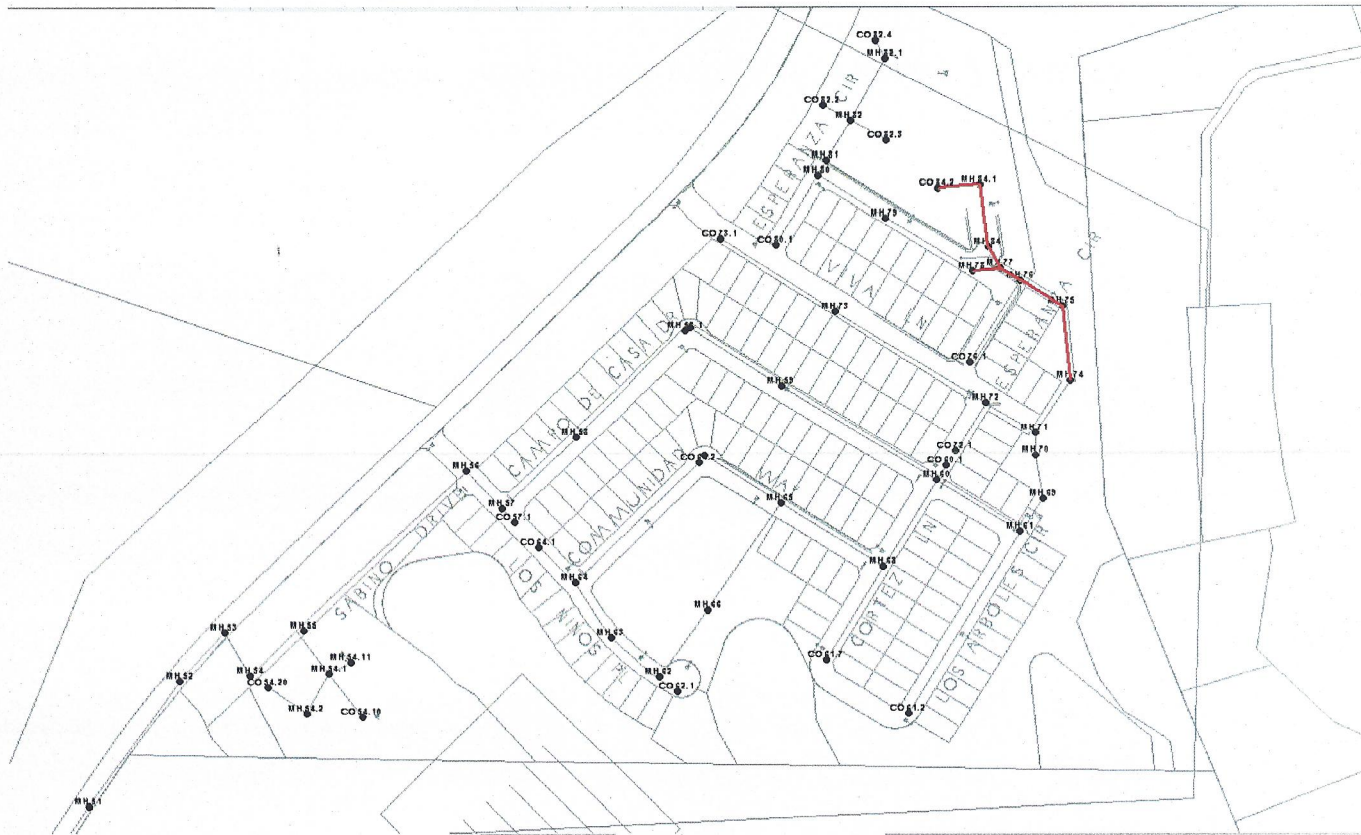
- ❑ Confirm that storm drain interceptors are clear and detention ponds are clean & fence secured



MORO COJO

FEBRUARY 2018 JETTING

3/12/2018



ID	Type	Activity	When Ended	Who	Why	Downstream Manhole ID	Upstream Manhole ID	Feet Jetted
Esperanza/6	8" PVC	Jetted	2/6/2018	RG/JV	Routine Maintenance	MH 76	MH 77	40.00 ft
Esperanza/5	8" PVC	Jetted	2/6/2018	RG/JV	Routine Maintenance	MH 77	MH 78	70.00 ft
Esperanza/Field	8" PVC	Jetted	2/6/2018	RG/JV	Routine Maintenance	MH 74	MH 75	90.00 ft
Apts 6	PSM SDR35 8"	Jetted	2/6/2018	RG/JV	Routine Maintenance	MH 77	MH 84	61.00 ft
Apts 8	SDR35 6"	Jetted	2/6/2018	RG/JV	Routine Maintenance	MH 84.1	CO 84.2	101.00 ft
Apts 7	PSM SDR35 8"	Jetted	2/6/2018	RG/JV	Routine Maintenance	MH 84	MH 84.1	154.00 ft
Esperanza/7	8" PVC	Jetted	2/6/2018	RG/JV	Routine	MH 75	MH 76	120.00 ft
								Feet Jetted 636

CASTROVILLE COMMUNITY SERVICES DISTRICT



MOSS LANDING (ZONE 3) MONTHLY O&M REPORT FEBRUARY 2018

❖ LIFT STATION # 1 (Struve Rd)

- ❑ Did pump-down, alarm check, and general inspection of Lift Station 2/1/2018
- ❑ Did pump-down, alarm check, and general inspection of Lift Station 2/8/2018
- ❑ Did pump-down, alarm check, and general inspection of Lift Station 2/15/2018
- ❑ Did pump-down, alarm check, and general inspection of Lift Station 2/22/2018
- ❑ Did pump-down, alarm check, and general inspection of Lift Station 2/29/2018

❖ LIFT STATION #2 (Hwy 1 @ Pottery barn)

- ❑ Did pump-down, alarm check, and general inspection of Lift Station 2/1/2018
- ❑ Did pump-down, alarm check, and general inspection of Lift Station 2/8/2018
- ❑ Did pump-down, alarm check, and general inspection of Lift Station 2/15/2018
- ❑ Did pump-down, alarm check, and general inspection of Lift Station 2/22/2018
- ❑ Did pump-down, alarm check, and general inspection of Lift Station 2/29/2018

❖ **LIFT STATION #3 (in front of Phil's fish market)**

- ❑ Did pump-down, alarm check, and general inspection of Lift Station 2/1/2018
- ❑ Did pump-down, alarm check, and general inspection of Lift Station 2/8/2018
- ❑ Did pump-down, alarm check, and general inspection of Lift Station 2/15/2018
- ❑ Did pump-down, alarm check, and general inspection of Lift Station 2/22/2018
- ❑ Did pump-down, alarm check, and general inspection of Lift Station 2/29/2018

❖ **LIFT STATION #4 (Potrero Rd)**

- ❑ Did pump-down, alarm check, and general inspection of Lift Station 2/1/2018
- ❑ Did pump-down, alarm check, and general inspection of Lift Station 2/8/2018
- ❑ Did pump-down, alarm check, and general inspection of Lift Station 2/15/2018
- ❑ Did pump-down, alarm check, and general inspection of Lift Station 2/22/2018
- ❑ Did pump-down, alarm check, and general inspection of Lift Station 2/29/2018

❖ **JETTING ACTIVITIES**

- ❑ Jetted sewer lines btwn MH #42 to-MH #43
- ❑ Jetted sewer lines btwn MH #20 to-MH #21
- ❑ Jetted sewer lines btwn MH #41 to-MH #42
- ❑ Jetted sewer lines btwn MH #41 to-MH#CO

- ❑ Total jetted approx. 1077 feet

❖ **OTHER MATTERS**

- ❑ Responded to 6 Underground Alert marking requests
- ❑ Filed complaint with County re: illegal cross connection
- ❑ Working on grant application for \$2.8 Million for upgrades, replacements and repair of sewer system
- ❑ Performing Bi-annual inspection of grease traps @ various facilities in March and November
- ❑ Emailed notice of "no spill" to CIWQS 3-1-2018
- ❑ Completed Akel Study to facilitate funding for infrastructure replacement

❖ **Improvements/CIP/Suggestions**

- ❑ Need to recoat or replace 12-15 manholes that internal walls are failing
- ❑ Consider options for Elkhorn Bridge Force Main replacement



Moss Landing

FEBRUARY 2018 JETTING

3/12/2018



ID	Type	Activity	When Ended	Who	Why	Downstream Manhole ID	Upstream Manhole ID	Feet Jetted
MH43>MH42	SDR35 8"	Jetted	2/6/2018	RG/JV	Routine	MH42 ML	MH43 ML	355.00 ft
MH21>MH20	SDR35 8"	Jetted	2/6/2018	RG/JV	Maintenance Routine	MH20 ML	MH21 ML	90.00 ft
MH42>MH41	PSM	Jetted	2/6/2018	RG/JV	Maintenance Routine	MH41 ML	MH42 ML	306.00 ft
MH41>Co.	SDR35 8" PSM	Jetted	2/6/2018	RG/JV	Maintenance Routine			

Accounts Receivable Summary

From 02/01/2018 Through 02/28/2018

<u>OPEN BALANCE</u>	<u>Minimum</u>	<u>Overage</u>	<u>Usage</u>	<u>Count</u>	<u>Total</u>	<u>Balance</u>
37,322.35						37,322.35
MONTHLY-Charge						
WATER	35,890.27	32,928.03	2,045,207.00	1,393	68,818.30	106,140.65
FIRELINE	5,303.84	2.94	180.00	68	5,306.78	111,447.43
SURCHARGE	9,582.33	0.00	0.00	125	9,582.33	121,029.76
WATER CMPND	0.00	94.32	5,858.00	2	94.32	121,124.08
***Total Charge	50,776.44	33,025.29	2,051,245.00	1,588	83,801.73	
MONTHLY-Miscellaneous	Amount			Count		
WATER	808.00			135		121,932.08
***Total Miscellaneous	808.00			135		
MONTHLY-Payment	Amount			Count		
WATER	-56,611.25			1,176		65,320.83
WATER Miscellaneous	-740.82					64,580.01
FIRELINE	-3,867.36			50		60,712.65
SURCHARGE	-8,419.28			93		52,293.37
***Total Payments	-69,638.71			1,319		
MONTHLY-Return Check	Amount			Count		
WATER	24.67			1		52,318.04
***Total Return Check	24.67			1		
MONTHLY-Write-Off	Amount			Count		
WATER	-102.65			4		52,215.39
WATER Miscellaneous	-10.00					52,205.39
***Total Write-Off	-112.65			4		
MONTHLY-Deposit Applied	Amount			Count		
WATER	-365.00			7		51,840.39
WATER Miscellaneous	-10.00					51,830.39
***Total Deposit Applied	-375.00			7		

MONTHLY-Refund

WATER

***Total Refund

<u>Amount</u>
82.08
<u>82.08</u>

<u>Count</u>
3
<u>3</u>


<u>Balance</u>
51,912.47

Closing Balance 51,912.47

46

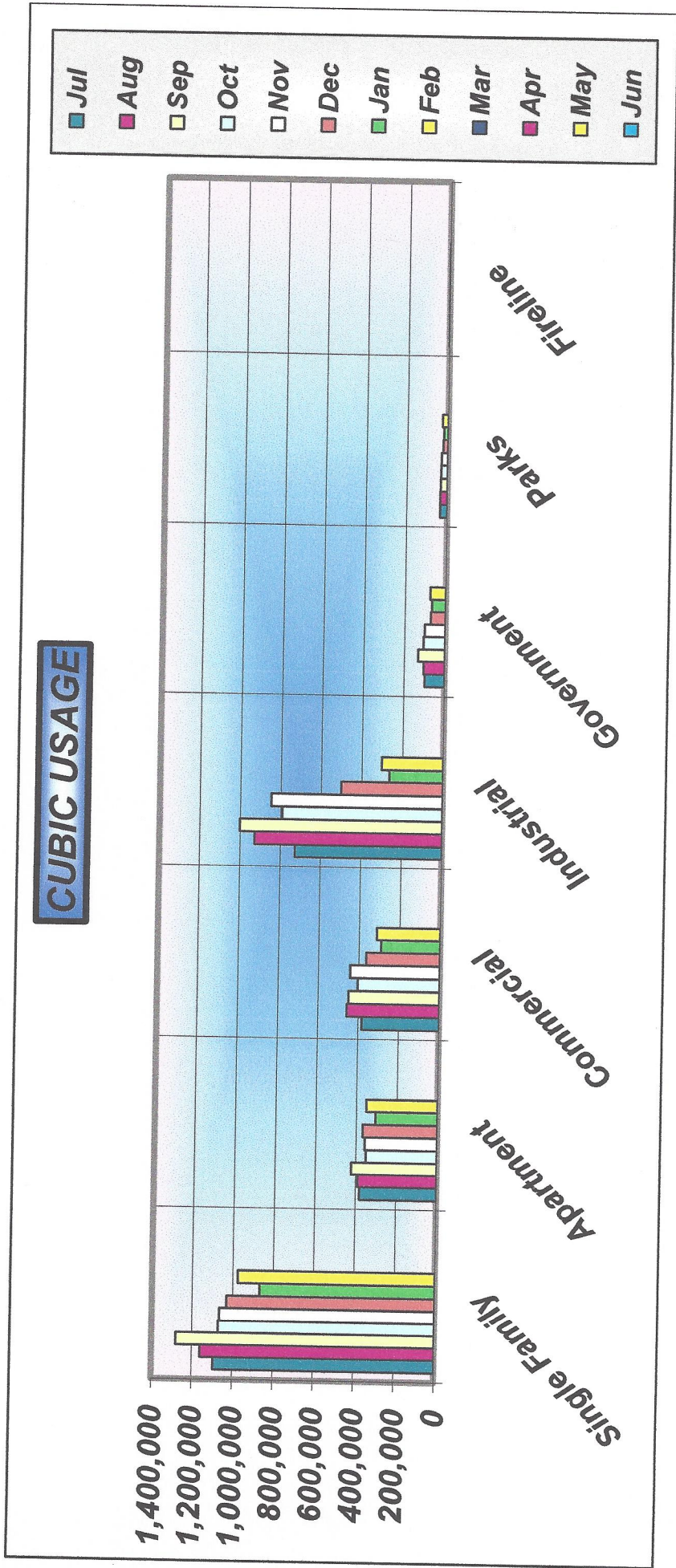
Annual Water Revenue By Classification 2017-2018

	Single Family	Apartment	Commercial	Industrial	Government	Parks	Fireline	Totals
Jul	\$34,699.90	\$14,901.60	\$12,315.60	\$12,755.61	\$2,113.03	\$828.79	\$3,499.75	\$81,114.28
Aug	\$40,122.50	\$17,111.23	\$15,507.80	\$18,239.62	\$2,633.81	\$980.81	\$5,218.32	\$99,814.09
Sep	\$42,118.69	\$17,608.56	\$15,368.08	\$19,422.70	\$3,077.47	\$966.60	\$5,218.41	\$103,780.51
Oct	\$38,696.56	\$16,469.57	\$14,690.37	\$16,070.34	\$2,654.57	\$934.03	\$5,218.52	\$94,733.96
Nov	\$38,634.24	\$16,581.88	\$15,277.53	\$16,943.86	\$2,581.40	\$923.05	\$5,218.68	\$96,160.64
Dec	\$38,105.44	\$16,672.23	\$13,980.91	\$11,419.73	\$2,115.47	\$804.14	\$5,187.79	\$88,285.71
Jan	\$35,499.88	\$15,783.50	\$12,858.76	\$7,577.57	\$2,028.65	\$763.92	\$5,273.42	\$79,785.70
Feb	\$37,147.18	\$16,446.79	\$13,627.11	\$8,203.13	\$2,178.07	\$892.67	\$5,306.78	\$83,801.73
Mar								
Apr								
May								
Jun								
Totals	\$305,024.39	\$131,575.36	\$113,626.16	\$110,632.56	\$19,382.47	\$7,094.01	\$40,141.67	\$727,476.62



Annual Water Usage By Classification 2017-2018

	Single Family	Apartment	Commercial	Industrial	Government	Parks	Fireline	Totals
Jul	1,093,359	381,691	382,629	726,920	97,378	35,043	66	2,717,086
Aug	1,160,123	391,310	458,216	928,804	104,838	34,225	62	3,077,578
Sep	1,280,683	423,705	449,917	1,002,287	132,393	33,342	69	3,322,396
Oct	1,070,721	351,856	405,810	794,064	106,545	31,319	75	2,760,390
Nov	1,065,231	359,174	443,268	848,322	101,583	30,637	85	2,848,300
Dec	1,029,534	369,343	365,460	502,500	72,641	23,251	197	2,362,926
Jan	866,828	307,159	292,619	264,662	67,251	20,753	260	1,819,532
Feb	975,531	352,301	314,437	303,516	76,530	28,750	180	2,051,245
Mar								
Apr								
May								
Jun								
Totals	8,542,010	2,936,539	3,112,356	5,371,075	759,159	237,320	994	20,959,453





JOHN CHIANG
TREASURER
STATE OF CALIFORNIA



PMIA Performance Report

Date	Daily Yield*	Quarter to Date Yield	Average Maturity (in days)
02/05/18	1.40	1.36	180
02/06/18	1.40	1.36	179
02/07/18	1.40	1.36	178
02/08/18	1.41	1.36	179
02/09/18	1.41	1.36	180
02/10/18	1.41	1.36	180
02/11/18	1.41	1.36	180
02/12/18	1.41	1.36	178
02/13/18	1.41	1.37	178
02/14/18	1.41	1.37	177
02/15/18	1.42	1.37	176
02/16/18	1.41	1.37	176
02/17/18	1.41	1.37	176
02/18/18	1.41	1.37	176
02/19/18	1.41	1.37	176
02/20/18	1.42	1.37	172
02/21/18	1.42	1.37	170
02/22/18	1.42	1.37	168
02/23/18	1.43	1.38	167
02/24/18	1.43	1.38	167
02/25/18	1.43	1.38	167
02/26/18	1.43	1.38	163
02/27/18	1.43	1.38	166
02/28/18	1.46	1.38	172
03/01/18	1.48	1.38	181
03/02/18	1.48	1.38	182
03/03/18	1.48	1.38	182
03/04/18	1.48	1.39	182
03/05/18	1.48	1.39	179
03/06/18	1.48	1.39	178
03/07/18	1.48	1.39	177

* Daily yield does not reflect capital gains or losses

[View Prior Month Daily Rates](#)

LAIF Performance Report

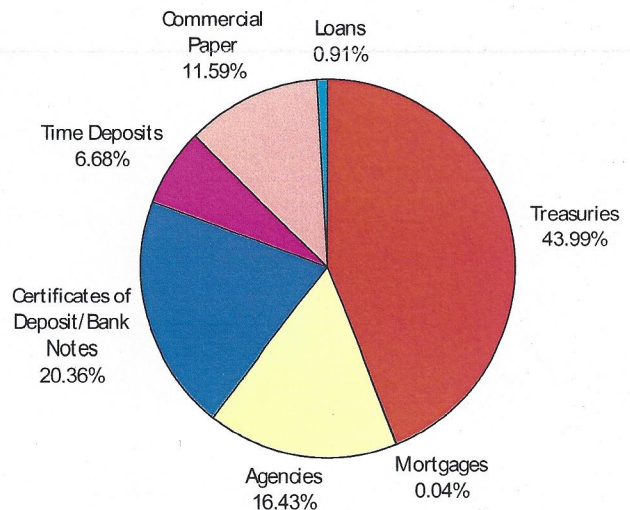
Quarter Ending 12/31/17

Apportionment Rate: 1.20%
 Earnings Ratio: .00003301121703481
 Fair Value Factor: 0.998093529
 Daily: 1.30%
 Quarter to Date: 1.18%
 Average Life: 186

PMIA Average Monthly Effective Yields

Feb 2018 1.412
 Jan 2018 1.350
 Dec 2017 1.239

Pooled Money Investment Account
 Portfolio Composition
 02/28/18
 \$76.4 billion



Based on data available as of 3/8/2018

**CASTROVILLE COMMUNITY SERVICES DISTRICT
INTERNAL REPORT**

Receipts, Disbursements, and Bank Balances as of February 28, 2018

Ending balance as of January 31, 2018 \$11,163,413.75

RABOBANK, GENERAL FUND - Revenue and Expenses

Beginning Balance	236,004.38
Water Receipts	69,903.35
Water-Sewer Miscellaneous Receipts	1,662.48
MRWPCA Sanitation Fees-Moss Landing	30,449.28
Interest Earned	3.26
Expenses (Checks Written)	(124,344.65)
Misc. Over-Short	(8.86)
Bank & NSF Fees	(71.67)
Credit Card Fees	(176.54)
Ending Balance for General Fund	<u>213,421.03</u>

RABOBANK, CUSTOMER DEPOSIT FUND

Beginning Balance	63,408.10
New Deposits (opened accounts)	2,480.00
Interest Earned	1.01
Deposits Returned or Applied to Accounts	(1,375.00)
Ending Balance for Customer Deposit Fund	<u>64,514.11</u>

LAIF FUND

Beginning Balance	8,193,807.87
Quarterly Interest Earned	0.00
Ending Balance for LAIF	<u>8,193,807.87</u>


CAMP FUND

Beginning Balance Sewer (Zone 1) Capital Improv Account	114,779.86
Monthly Interest Earned	132.28
Ending Balance Camp Federal Security Account	<u>114,912.14</u>
Beginning Balance Sewer (Zone 1) Reserves Account	227,073.78
Monthly Interest Earned	261.70
Ending Balance CAMP Federal Security Account	<u>227,335.48</u>

Cal TRUST-INVESTMENT

Beginning Balance Sewer (Zone 1) Medium-Term Account	2,328,339.76
Income Distribution	3,088.10
Unrealized GAIN (Loss)	(4,684.80)
Ending Balance Cal TRUST	<u>2,326,743.06</u>

New Balance as of February 28, 2018	11,140,733.69
--	----------------------



Castroville Community Services District

List of Checks for February 2018

Date	Number	Name	Memo	Amount
General Fund Checking				
02/01/2018	24698	All Safe Security Alarm	Quarterly Alarm Monitoring Services	\$ 168.00
02/01/2018	24699	Core & Main LP	Registers for Water Meters	\$ 3,542.82 ✓
02/01/2018	24700	Exxon Mobile	Fuel for Vehicles	\$ 303.22
02/01/2018	24701	GreatAmerica Financial Services	Monthly Lease of Billing Equipment	\$ 462.26
02/01/2018	24702	J. Johnson & Company, Inc.	Repair Leak on Merritt Street	\$ 10,943.46 ✓
02/01/2018	24703	Jonathan Varela-Exp	Reimbursement for Annual Boots	\$ 100.00
02/01/2018	24704	Monterey Bay Analytical	Void	\$ -
02/01/2018	24705	Moss Landing Chamber	Annual Membership Dues	\$ 80.00
02/01/2018	24706	Noland, Hamerly, Etienne, Hoss	Legal Fees	\$ 1,855.00
02/01/2018	24707	Office Depot, Inc	Office Supplies	\$ 823.92
02/01/2018	24708	Pacific Gas & Electric	Street Lights Zone 1 & 2	\$ 4,121.16 ✓
		continued	Well Sites	\$ 5,713.76 ✓
		continued	Office	\$ 244.46
02/01/2018	24709	Praxair Distributions Inc.	Well Site Supplies	\$ 355.50
02/01/2018	24710	Roberto Galvez-Exp	Reimbursement for CWEA Class	\$ 65.00
02/01/2018	24711	USA Bluebook	Supplies & Equipment	\$ 971.06
	24712-			
02/01/2018	24716	District Employees'	Bi-Weekly Net Payroll	\$ 10,476.92 ✓
02/01/2018	24717	VALIC	Bi-Weekly Deferred Comp	\$ 1,415.00
02/01/2018	1	Electronic Federal Tax Payment	Bi-Weekly Payroll Taxes	\$ 4,931.94 ✓
02/01/2018	2	EDD	Bi-Weekly Payroll Taxes	\$ 905.82
02/01/2018	3	PERS -Employees' Contribution	Bi-Weekly Retirement Benefits	\$ 1,147.58
02/01/2018	4	PERS-Employer Contribution	Bi-Weekly Retirement Benefits	\$ 1,364.95
02/05/2018	5	CalPERS-Health	Employee Health Benefits-February	\$ 9,770.58 ✓
02/14/2018	24718	ACWA/JPIA	Employees Dental/Vision/EAP	\$ 958.49
02/14/2018	24719	Adriana Melgoza	Aug & Nov 2017 Board Meetings	\$ 200.00
02/14/2018	24720	Aramark	Operators Uniforms & Mats	\$ 326.77
02/14/2018	24721	AT&T	Monthly Telephone Services	\$ 266.35
02/14/2018	24722	California Water Service Co.	Water Meters @ Zone 2/Lift Stations	\$ 86.82
02/14/2018	24723	Carmel Marina Corporation	Waste Disposal Service Fees	\$ 31.36
02/14/2018	24724	Castroville Auto Parts	Batteries for Truck	\$ 322.90
02/14/2018	24725	Castroville Hardware	Parts and Supplies	\$ 333.37
02/14/2018	24726	CCSD-Petty Cash	Eric Rotary Lunches-9	\$ 180.00
		continued	MRWMD Dumping Fees	\$ 15.00
		continued	Snacks for Board meeting	\$ 3.29
		continued	Water Refills for Office Dispenser	\$ 47.50
02/14/2018	24727	Core & Main LP	Meter Parts	\$ 646.50
02/14/2018	24728	Industrial Control Systems, Inc.	Repair Maintenance SCADA	\$ 500.00
02/14/2018	24729	Jonathan Varela-Exp	Monthly Cellular Phone Expense	\$ 40.00
02/14/2018	24730	M.R.W.P.C.A.	Sanitation Fees	\$ 23.00
02/14/2018	24731	MNS Engineers	Engineer Fees	\$ 4,832.50 ✓
02/14/2018	24732	Void	Void	\$ -
02/14/2018	24733	Office Depot, Inc.	Office Equipment & Supplies	\$ 1,841.70



Date	Number	Name	Memo	Amount
02/14/2018	24734	Pacific Gas & Electric	Steel Garage	\$ 19.91
		continued	Moss Landing Zone 3-Lift Stations	\$ 943.28
		continued	Castroville Zone 1 & 2-Lift Stations	\$ 1,077.45
02/14/2018	24735	Potter's Electronics	Parts for Office Video Cameras	\$ 330.26
02/14/2018	24736	Praxair Distributions Inc.	Well Site Supplies	\$ 211.63
02/14/2018	24737	Principal Life Group	Employees Life Insurance	\$ 92.55
02/14/2018	24738	Redshift Internet Services	Monthly DSL Service	\$ 69.99
02/14/2018	24739	Same Day Shred	Shredding of Expires Documents	\$ 56.25
02/14/2018	24740	SWRCB	Water System Fees	\$ 4,002.00 ✓
02/14/2018	24741	Thatcher Company		\$ 610.47
02/14/2018	24742	USA Bluebook	Operator Manuals	\$ 83.83
02/14/2018	24743	Cardmember Service-Eric	Various Lunch Meeting-Eric	\$ 185.67
		continued	Rat Abatement	\$ 32.93
		continued	3 Pair of Mens Gloves-Operations	\$ 65.52
		continued	Lunch with Operators	\$ 68.00
02/14/2018	24744	Cardmember Service-Lidia	Operator Cellular Phones	\$ 64.79
		continued	Annual Payroll Subscription	\$ 610.00
		continued	Monthly Service for Web Page	\$ 131.85
02/14/2018	24745	Cardmember Service-Roberto	Office Supplies	\$ 68.93
		continued	CWEA Certification	\$ 85.00
		continued	Supplies for Pumps & Well Sites	\$ 10.51
02/14/2018	24746	Water Awareness Committee	Annual Membership Dues	\$ 500.00
02/14/2018	24747	NCRPD	3rd Qrt Extended Rec Services	\$ 25,000.00 ✓
	24748-			
02/15/2018	24752	District Employees'	Bi-Weekly Net Payroll	\$ 10,016.90 ✓
02/15/2018	24753	VALIC	Bi-Weekly Deferred Comp	\$ 1,415.00
02/15/2018	1	Electronic Federal Tax Payment	Bi-Weekly Payroll Taxes	\$ 4,770.52 ✓
02/15/2018	2	EDD	Bi-Weekly Payroll Taxes	\$ 890.92
02/15/2018	3	PERS -Employees' Contribution	Bi-Weekly Retirement Benefits	\$ 1,147.58
02/15/2018	4	PERS-Employer Contribution	Bi-Weekly Retirement Benefits	\$ 1,364.95
		Adriana Melgoza	02/21/2017 Board Meeting	
		James R. Cochran	02/21/2017 Board Meeting	
		Ronald J. Stefani	02/21/2017 Board Meeting	
		Silvestre Montejano	02/21/2017 Board Meeting	
Total General Fund-Checking				\$ 124,344.65
Customer Deposit Fund				
02/28/2018	3793	Martha Ayon	Deposit Refund	\$ 28.05
02/28/2018	3794	Rhonda Gomes	Deposit Refund	\$ 15.00
02/28/2018	3795	Emiliano Lopez Sanchez	Deposit Refund	\$ 39.03
02/28/2018	3796	Castroville CSD	February Closures	\$ 292.92
Total Customer Deposit Fund				\$ 375.00

Calendar for Year 2018 (United States)

January						
Su	Mo	Tu	We	Th	Fr	Sa
	1	2	3	4	5	6
7	8	9	10	11	12	13
14	15	16	17	18	19	20
21	22	23	24	25	26	27
28	29	30	31			
1:○	8:●	16:●	24:○	31:○		

February						
Su	Mo	Tu	We	Th	Fr	Sa
				1	2	3
4	5	6	7	8	9	10
11	12	13	14	15	16	17
18	19	20	21	22	23	24
25	26	27	28			
7:○	15:●	23:○				

March						
Su	Mo	Tu	We	Th	Fr	Sa
				1	2	3
4	5	6	7	8	9	10
11	12	13	14	15	16	17
18	19	20	21	22	23	24
25	26	27	28	29	30	31
1:○	9:○	17:●	24:○	31:○		

April						
Su	Mo	Tu	We	Th	Fr	Sa
1	2	3	4	5	6	7
8	9	10	11	12	13	14
15	16	17	18	19	20	21
22	23	24	25	26	27	28
29	30					
8:○	15:●	22:○	29:○			

May						
Su	Mo	Tu	We	Th	Fr	Sa
	1	2	3	4	5	
6	7	8	9	10	11	12
13	14	15	16	17	18	19
20	21	22	23	24	25	26
27	28	29	30	31		
7:○	15:●	21:○	29:○			

June						
Su	Mo	Tu	We	Th	Fr	Sa
					1	2
3	4	5	6	7	8	9
10	11	12	13	14	15	16
17	18	19	20	21	22	23
24	25	26	27	28	29	30
6:○	13:●	20:○	28:○			

July						
Su	Mo	Tu	We	Th	Fr	Sa
1	2	3	4	5	6	7
8	9	10	11	12	13	14
15	16	17	18	19	20	21
22	23	24	25	26	27	28
29	30	31				
6:○	12:●	19:○	27:○			

August						
Su	Mo	Tu	We	Th	Fr	Sa
			1	2	3	4
5	6	7	8	9	10	11
12	13	14	15	16	17	18
19	20	21	22	23	24	25
26	27	28	29	30	31	
4:○	11:●	18:○	26:○			

September						
Su	Mo	Tu	We	Th	Fr	Sa
						1
2	3	4	5	6	7	8
9	10	11	12	13	14	15
16	17	18	19	20	21	22
23	24	25	26	27	28	29
30						
2:○	9:●	16:○	24:○			

October						
Su	Mo	Tu	We	Th	Fr	Sa
	1	2	3	4	5	6
7	8	9	10	11	12	13
14	15	16	17	18	19	20
21	22	23	24	25	26	27
28	29	30	31			
2:○	8:●	16:○	24:○	31:○		

November						
Su	Mo	Tu	We	Th	Fr	Sa
				1	2	3
4	5	6	7	8	9	10
11	12	13	14	15	16	17
18	19	20	21	22	23	24
25	26	27	28	29	30	
7:○	15:○	23:○	29:○			

December						
Su	Mo	Tu	We	Th	Fr	Sa
						1
2	3	4	5	6	7	8
9	10	11	12	13	14	15
16	17	18	19	20	21	22
23	24	25	26	27	28	29
30	31					
7:○	15:○	22:○	29:○			

Holidays:

Jan 1 New Year's Day	Jul 4 Independence Day	Nov 12 Veterans Day observed
Jan 15 Martin Luther King Jr. Day	Sep 3 Labor Day	Nov 22 Thanksgiving Day
Feb 19 Presidents' Day (Most regions)	Oct 8 Columbus Day (Most regions)	Dec 25 Christmas Day
May 28 Memorial Day	Nov 11 Veterans Day	